



WHEN THINGS
FEEL JUST RIGHT
THE POSSIBILITIES
ARE ENDLESS



CEEM

S1|23

EUROPE
PRODUCT CATALOGUE

MISSION

TO INSPIRE DREAMS
AND EMPOWER EVERY PLAYER
TO FULFILL THEIR PASSION
WHILE ENJOYING THEIR GAME

VISION

TO BE THE LEADING BRAND ON AND OFF THE ICE, BY DELIVERING
INNOVATIVE PRODUCTS AND OUTSTANDING EXPERIENCE TO OUR
ATHLETES AND PARTNERS EVERYWHERE, ALL WHILE PUTTING
OUR EMPLOYEES AND COMMUNITIES AT THE FOREFRONT.

CCM



TRUST THE CODE

THE ROAD TO THE NEXT LEVEL NEVER ENDS, SO YOU ARE CONSTANTLY PUSHING YOURSELF TO BE STRONGER, FASTER AND SMARTER THAN YOUR OPPONENTS - FROM EARLY MORNINGS TO LATE NIGHTS ON THE ICE, YOU NEVER STOP.

FOR OVER 120 YEARS, CCM HAS LIVED BY THE SAME CODE: ALL OUT. ALL THE TIME. WE CONSTANTLY PUSH OURSELVES TO CREATE MORE EFFECTIVE DESIGNS, DO TESTING, AND SPEND MORE HOURS COLLABORATING ON AND OFF THE ICE WITH THE BEST IN THE WORLD; BECAUSE WE'RE OBSESSED WITH CREATING GEAR THAT WILL GIVE YOU THE CONFIDENCE TO GO ALL OUT.

WEBSITE
CCMHOCKEY.COM

TO START YOUR B2B ONLINE SHOPPING, GO TO
WWW.GO2CCMHOCKEY.COM AND CLICK ON "REQUEST LOGIN".

FIND US ON
**SOCIAL
MEDIA**



CCMHOCKEY



@CCMHOCKEY



CCMHOCKEY



@CCM.HOCKEY



CCMHOCKEY

HEAD OFFICE LOCATIONS

NORTH AMERICA

CCM HOCKEY
3400, RAYMOND-LASNIER,
MONTRÉAL, QUÉBEC
H4R 3L3, CANADA
TEL.: (800) 636-5895
FAX: (800) 636-5751

EUROPE

CCM HOCKEY AB
GÅRDSVÄGEN 13
SE 16970 SOLNA
SWEDEN
TEL.: + 46 (0) 8 522 352 00
FAX: + 46 (0) 8 522 352 10

© 2022 SPORT MASKA INC. ALL RIGHTS RESERVED. CCM, TACKS, RIBCOR, EFLEX AND RELATED LOGOS ARE TRADEMARKS OF SPORT MASKA INC.

NHL AND THE NHL SHIELD ARE REGISTERED TRADEMARKS OF THE NATIONAL HOCKEY LEAGUE. ALL NHL LOGOS AND MARKS AND TEAM LOGOS AND MARKS DEPICTED HEREIN ARE THE PROPERTY OF THE NHL AND THE RESPECTIVE TEAMS AND MAY NOT BE REPRODUCED WITHOUT THE PRIOR WRITTEN CONSENT OF NHL ENTERPRISES, L.P. © NHL 2022. ALL RIGHTS RESERVED. © PHOTOS: GETTY IMAGES.

† : THIS CATALOG MAY REFER TO THE FOLLOWING TRADEMARKS WHICH ARE OWNED BY THE COMPANIES WHOSE NAMES APPEAR AFTER THE TRADEMARK: AHL - AMERICAN HOCKEY LEAGUE; CLARINO - HURARAY CO. LTD.; CHL - CANADIAN HOCKEY LEAGUE; LYCRA, SPANDEX AND SURLYN - E.I. DUPONT DE NEMOURS AND COMPANY; ECHL - ECHL INC.; PLAYDRY - REEBOK INTERNATIONAL LTD; TACTEL - INVISTA; VELCRO - VELCRO INDUSTRIES B.V.; THINSULATE IS A TRADEMARK OF 3M, USED UNDER LICENSE IN CANADA; D3O® - DESIGN BLUE LTD.; JETSPED - TAYLORMADE GOLF COMPANY INC.; SIGMATEX - SIGMATEX (UK) LIMITED; POLYGIENE - POLYGIENE AB; FLUID INSIDE - MIPS AB. - ORTHOLITE® - ORTHOLITE.

WARNING : HOCKEY IS A DANGEROUS COLLISION SPORT. WE RECOMMEND THAT PROTECTIVE EQUIPMENT AND A CERTIFIED HELMET BE WORN AT ALL TIMES.

SPORT MASKA INC. RESERVES THE RIGHT TO CHANGE ALL PRODUCT SPECIFICATIONS AND/OR CUSTOM PROGRAMS. WHILE THE INFORMATION SHOWN IN THIS PUBLICATION WAS CORRECT AT THE TIME OF PRINTING, WE RESERVE THE RIGHT TO DISCONTINUE THE SALE OF PRODUCT OR CHANGE SPECIFICATIONS OR DESIGNS WITHOUT NOTICE OR OBLIGATION. COPYRIGHT © SPORT MASKA INC. 2022. ALL RIGHTS RESERVED. PRINTED IN CANADA. 🍁

PLAYER

SKATES	14 - 28
SKATES ACCESSORIES	23 / 30 - 31
SKATES ARCHITECTURE	32 - 33
STICKS.....	36 - 46
NAMEBAR PRINTER.....	46
STICK CURVES.....	47
STICKS ARCHITECTURE	48 - 49
PROTECTIVE	50 - 85
PROTECTIVE SIZING CHART.....	86 - 87
PROTECTIVE ARCHITECTURE	88 - 93
REFEREE.....	94 - 95
BANDY.....	97 - 99

GOALIE

EFLEX 6 GEAR	102 - 106
AXIS 2 GEAR	108 - 110
YT FLEX3 GEAR	112 - 113
GOALIE GEAR ACCESSORIES	111
GOALIE SIZING CHART	114 - 115
MASKS.....	116 - 119
MASKS ACCESSORIES.....	120 - 121
GOALIE SKATES	122 - 123
GOALIE SKATES ACCESSORIES	125
GOALIE STICKS.....	126 - 129
GOALIE STICK CURVES.....	129
GOALIE PROTECTIVE.....	130 - 135
GOALIE ACCESSORIES.....	136 - 137
GOALIE ARCHITECTURE.....	138 - 139

GAMEWEAR	140 - 143
APPAREL.....	146 - 157
APPAREL SIZING CHART	145

BASE LAYERS.....	158 - 161
BAGS.....	162 - 165
ACCESSORIES	165 - 173





2023 SKATES



SR/INT

NEW [SKFT6P]
JETSPEED FT6 PRO
PAGE 19 (SR/INT) & 22 (YT)

JR

YT



NEW [SKFT6]
JETSPEED FT6
PAGE 19



SR/INT

NEW [SK680]
JETSPEED FT680
PAGE 20 (SR/INT), 21 (JR) & 22 (YT)

JR

YT



SR/INT

NEW [SK670]
JETSPEED FT670
PAGE 20 (SR/INT) & 21 (JR)

JR



[SKJSPEED]
CCM JETSPEED
PAGE 22



[SKAS5P]

TACKS AS-V PRO
PAGE 24



SR/INT

[SKAS5]
TACKS AS-V
PAGE 24 (SR/INT) & 28 (YT)

YT



[SKAS590]

TACKS AS-590
PAGE 25



SR/INT

[SKAS580]
TACKS AS-580
PAGE 25 (SR/INT), 27 (JR) & 28 (YT)

JR

YT



SR/INT

[SKAS570]
TACKS AS-570
PAGE 26 (SR/INT) & 27 (JR)

JR



[SKAS560]

TACKS AS-560
PAGE 26



SR/INT

[SKAS550]
TACKS AS-550
PAGE 26 (SR/INT) & 28 (YT)

YT

2023 STICKS



NEW
[HSFT6P]
**JETSPEED
FT6 PRO**
PAGE 39

NEW
[HSFT6]
**JETSPEED
FT6**
PAGE 39

NEW
[HSFTM6]
**JETSPEED
TEAM**
PAGE 39

NEW
[HSJ670]
**JETSPEED
FT 670**
PAGE 40

NEW
[HSJ660]
**JETSPEED
FT 660**
PAGE 40

[HSRC7P]
**RIBCOR
TRIGGER 7 PRO**
PAGE 42

[HSRC7]
**RIBCOR
TRIGGER 7**
PAGE 42

[HSRC86]
**RIBCOR
86K**
PAGE 43

[HSRC84]
**RIBCOR
84K**
PAGE 43

[HSAS5P]
**TACKS
AS-V PRO**
PAGE 44

[HSAS5]
**TACKS
AS-V**
PAGE 44

[HSRC7Y]
**RIBCOR
YOUTH**
PAGE 43

[HSAS570]
**TACKS
AS-570**
PAGE 45

JR

SR/INT

JR

SR/INT



2023 HELMETS



[HTXCU]
**SUPER TACKS X
TOTAL CUSTOM**
PAGE 51



[HTSPTX]
SUPER TACKS X
PAGE 51



[HT910 / HT910C]
TACKS 910
PAGE 51



NEW
[HT720 / HT720C]
TACKS 720
PAGE 53



[HT310 / HT310C]
TACKS 310
PAGE 53



[HT210 / HT210C]
TACKS 210
PAGE 53



[HT70 / HT70C]
TACKS 70
PAGE 54



[HT70C] - COMBO ONLY
TACKS 70 - JR / YT
PAGE 54



[HTMSPT / HTMSPTC]
MULTISPORT
PAGE 55



[FMFV1]
FV1 FULL FACE
PAGE 56



[VRPRO]
VRPRO STRAIGHT SHORT VISOR
PAGE 56



[VR11]
VR11 SHORT CUT VISOR
PAGE 56



[VR11PRO]
VR11 PRO SHORT CUT
PAGE 56



[FM70]
70 FACEMASK
PAGE 57



[FM780]
780 FACEMASK
PAGE 57



[FM580]
580 FACEMASK
PAGE 57

2023 PROTECTIVE



NEW [HGFT6PRO]
JETSPEED FT6 PRO
PAGE 61



NEW [HGFT6]
JETSPEED FT6
PAGE 61



NEW [HGFT680]
JETSPEED FT680
PAGE 61



NEW [HGNEXT23]
CCM NEXT
PAGE 62



NEW [HGNEXT23]
CCM NEXT - YT
PAGE 62



[HGAS5PRO]
TACKS AS-V PRO
PAGE 64



[HGAS5PRO]
TACKS AS-V PRO - YOUTH
PAGE 64



[HGAS5]
TACKS AS-V
PAGE 65



[HGAS580]
TACKS AS 580
PAGE 65



[HG4RP2]
TACKS 4R PRO²
PAGE 63



NEW [HPFT6PRO]
JETSPEED FT6 PRO
PAGE 69



NEW [HPFT6]
JETSPEED FT6
PAGE 69



NEW [HPNEXT23]
CCM NEXT
PAGE 70



NEW [HPNEXT23]
CCM NEXT - YT
PAGE 70



[HPAS5PRO]
TACKS AS-V PRO
PAGE 72



[HPAS5PRO]
TACKS AS-V PRO - YT
PAGE 72



[HPAS5]
TACKS AS-V
PAGE 73



[HPAS580]
TACKS AS 580
PAGE 73



[PGJS]
JETSPEED GIRDLE
PAGE 71



[PPJS]
JETSPEED GIRDLE SHELL
PAGE 71



[PP25] [PP25G]
PANT SHELL
PAGE 71



2023 PROTECTIVE



NEW [SPFT6PRO]
JETSPEED FT6 PRO
PAGE 75



NEW [EPFT6PRO]
JETSPEED FT6 PRO
PAGE 77



NEW [SGFT6PRO]
JETSPEED FT6 PRO
PAGE 79



NEW [SPFT6]
JETSPEED FT6
PAGE 75



NEW [EPFT6]
JETSPEED FT6
PAGE 77



NEW [SGFT6]
JETSPEED FT6
PAGE 79



NEW [SP680]
JETSPEED FT 680
PAGE 75



NEW [EP680]
JETSPEED FT 680
PAGE 77



NEW [SG680]
JETSPEED FT 680
PAGE 79



NEW [SPNEXT23]
CCM NEXT
PAGE 76



NEW [EPNEXT23]
CCM NEXT
PAGE 78



NEW [SGNEXT23]
CCM NEXT
PAGE 80

2023 PROTECTIVE



[SPAS5PRO]
TACKS AS-V PRO
PAGE 81



[EPAS5PRO]
TACKS AS-V PRO
PAGE 82



[SGAS5PRO]
TACKS AS-V PRO
PAGE 83



[SPAS5]
TACKS AS-V
PAGE 81



[EPAS5]
TACKS AS-V
PAGE 82



[SGAS5]
TACKS AS-V
PAGE 83



[SPAS580]
TACKS AS 580
PAGE 81



[EPAS580]
TACKS AS 580
PAGE 82



[SGAS580]
TACKS AS 580
PAGE 83



2023 WOMEN



[SPFTW]
**JETSPEED FTW WOMEN'S
SHOULDER PADS**
PAGE 85



[HPFTW]
**JETSPEED FTW
WOMEN'S PANTS**
PAGE 85



[GJILLPRO]
**GOALIE JILL
PRO**
PAGE 136



[FH02TC]
**PREMIUM WOMEN'S
TECH FLEECE HOODIE**
PAGE 154



[PFP2TB]
**PREMIUM WOMEN'S
TECH FLEECE JOGGER**
PAGE 154



NEW [FH03CB]
**WOMEN'S CORE
PULLOVER HOODIE**
PAGE 156



NEW [TSS3TB]
**WOMEN'S
CREW NECK TEE**
PAGE 155



[SKN2RA]
**WOMEN'S
TRAINING SHORT**
PAGE 155



[SCL2BA]
**SHORT WITH
JILL/TABS**
PAGE 161



[PCL2BG]
**PANT WITH
JILL/TABS**
PAGE 161



2023 YOUTH



NEW [SPNEXT23]
**CCM NEXT
YOUTH**
PAGE 76



NEW [EPNEXT23]
**CCM NEXT
YOUTH**
PAGE 78



NEW [SGNEXT23]
**CCM NEXT
YOUTH**
PAGE 80



NEW [HPNEXT23]
**CCM NEXT
YOUTH**
PAGE 70



NEW [HGNEXT23]
**CCM NEXT
YOUTH**
PAGE 62



[SPAS5PRO]
**TACKS AS-V PRO
YOUTH**
PAGE 84



[EPAS5PRO]
**TACKS AS-V PRO
YOUTH**
PAGE 84



[SGAS5PRO]
**TACKS AS-V PRO
YOUTH**
PAGE 84



[HPAS5PRO]
**TACKS AS-V PRO
YOUTH**
PAGE 72



[HGAS5PRO]
**TACKS AS-V PRO
YOUTH**
PAGE 64



NEW [SKFT6P]
JETSPEED FT6 PRO
PAGE 22



NEW [SK680]
JETSPEED FT680
PAGE 22



[SKJSPEED]
CCM JETSPEED
PAGE 22



[SKAS5]
TACKS AS-V
PAGE 28



[SKAS580]
TACKS AS-580
PAGE 28



[SKAS550]
TACKS AS-550
PAGE 28



[GPYFX3]
**YTFLEX 3
PADS**
PAGE 112



[GMYFX3]
**YTFLEX 3
CATCHER**
PAGE 112



[GBYFX3]
**YTFLEX 3
BLOCKER**
PAGE 112



NEW [ACPADDEDJ]
**YTFLEX
PADDED JERSEY**
PAGE 113



[ABYFX3]
**YTFLEX 3
ARM & BODY**
PAGE 113



[HPGYF3]
**YTFLEX 3
PANTS**
PAGE 113



2023

GOALIE GEAR



NEW [GPEFX6]
EFLEX 6
PAGE 104



NEW [GPEFX6.9]
EFLEX 6.9
PAGE 104



NEW [GPEFX6.5]
EFLEX 6.5
PAGE 104



[GPAXIS2]
AXIS 2
PAGE 108



[GPA2.9]
AXIS 2.9
PAGE 108



[GPA2.5]
AXIS 2.5
PAGE 108



NEW [GMEFX6]
EFLEX 6
PAGE 105



NEW [GMEFX6.9]
EFLEX 6.9
PAGE 105



NEW [GMEFX6.5]
EFLEX 6.5
PAGE 105



[GMAXIS2]
AXIS 2
PAGE 109



[GMA2.9]
AXIS 2.9
PAGE 109



[GMA2.5]
AXIS 2.5
PAGE 109



NEW [GBEFX6]
EFLEX 6
PAGE 106



NEW [GBEFX6.9]
EFLEX 6.9
PAGE 106



NEW [GBEFX6.5]
EFLEX 6.5
PAGE 106



[GBAXIS2]
AXIS 2
PAGE 110



[GBA2.9]
AXIS 2.9
PAGE 110



[GBA2.5]
AXIS 2.5
PAGE 110




NEW [SKEFX6]
EFLEX 6 PRO
PAGE 123



NEW [SKE6.5]
EFLEX 6.5
PAGE 123

2023 GOALIE



[HSE5PLC / HSE5PLP] **EFLEX 5 PROLITE** PAGE 127



[HSE59P / HSE59C] **EFLEX 5.9** PAGE 127



[HSE55C] **EFLEX 5.5** PAGE 128



[HSEFYT] **EFLEX YOUTH** PAGE 128



NEW [SKEFX6]
EFLEX 6 PRO
PAGE 118



NEW [SKE6.9]
EFLEX 6.9
PAGE 118



[GFA1.5]
AXIS A1.5
PAGE 119



NEW [ABEFX6XP]
EFLEX 6
PAGE 131



NEW [ABE6.9]
EFLEX 6.9
PAGE 131



NEW [ABE6.5]
EFLEX 6.5
PAGE 131



[ABAXIS2] [ABAXIS2CC]
AXIS 2
PAGE 132



[HPGPRO]
CCM PRO
PAGE 135



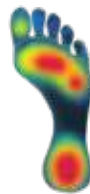
[HPG1.9]
CCM 1.9
PAGE 135



[HPG1.5]
CCM 1.5
PAGE 135



ONE-PIECE
BOOT



2-PIECE
BOOT

**MORE DIRECT
ENERGY TRANSFER**



CLOSER FIT

**FASTER
STRIDES***

**THE ONE AND ONLY CCM
ONE PIECE BOOT**

DISCLAIMER: COMPARISON MADE BETWEEN THE JETSPEED FT490 AND THE JETSPEED 480 IN SIZES 6, 6.5, 7, 7.5, 9.5, 10. ON AVERAGE, THE JETSPEED FT490 IS 3% LIGHTER THAN THE JETSPEED FT480.

YOUR CCM SKATES, UNLIMITED

EVERY PLAYER'S FEET ARE UNIQUE.
NOW, FIND YOUR FIT IN ANY
CCM SKATE MODEL.

STEP 1 - SELECT THE PERFORMANCE YOU'RE LOOKING TO MAXIMIZE

JETSPEED

ACCELERATION

HYBRID FEATURES
ALL-AROUND SPEED



TACKS

POWER

LONG, STRONG STRIDES
MAXIMIZED FORCE GENERATION



STEP 2 - SELECT ANY CCM FIT THAT BEST SUITS YOUR FOOT

TAPERED FIT

FOREFOOT



HEEL

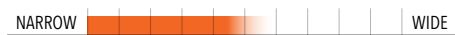


VOLUME



REGULAR FIT

FOREFOOT



HEEL



VOLUME



WIDE FIT

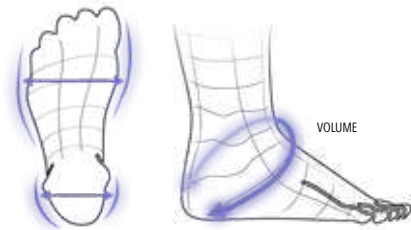
FOREFOOT



HEEL



VOLUME



STEP 3 - PERSONALIZE YOUR FIT WITH MICRO ADJUSTMENTS

THE COMPOSITE MATERIALS USED IN ALL CCM ELITE SKATES ARE ULTRA-RESPONSIVE TO HEAT AND ALLOW THE BOOT TO EFFORTLESSLY ADAPT AND WRAP AROUND THE UNIQUE CURVES OF YOUR FOOT. USE THE CCM HEATING INSTRUCTIONS TO RELIEVE ANY MINOR PRESSURE POINTS AND PERSONALIZE YOUR FIT.



STEP[®]

DESIGNED FOR

CCM



STEP BLADES

STEP BLADES ARE MADE WITH PREMIUM GRADE STEEL, HELPING PLAYERS BENEFIT FROM A PHENOMENAL GLIDE AND AN OUTSTANDING EDGE QUALITY. STEP BLADES ARE THE MOST TRUSTED IN HOCKEY.

THE COMBINATION OF THE CCM ONE-PIECE BOOT, CCM XS HOLDER AND STEP BLADES CREATE THE ULTIMATE CONNECTION BETWEEN YOU AND THE ICE.

STEP BLACKSTEEL



THE BEST BLADES, PERIOD

EVERY STEP BLACKSTEEL BLADE IS COATED WITH A LAYER OF CARBON NANOPARTICLES TO CREATE AN INCREDIBLY FINE, HARD EDGE. LIKE A HIGH-QUALITY CHEF'S KNIFE, THERE ARE NO BURRS AFTER SHARPENING AND THE HARDENED EDGE WITHSTANDS IMPACTS ON THE ICE WHILE LASTING LONGER THAN OTHER BLADES. ALL TOLD, STEP BLACKSTEEL MAXIMIZES YOUR SKATING SPEED BY REQUIRING LESS ENERGY TO MOVE ON THE ICE.

STEP V-STEEL



LESS FRICTION, MORE POWER

THE STAINLESS STEEL SURFACE IS CAREFULLY POLISHED TO OBTAIN A MIRROR IMAGE FOR A SHARPER EDGE AFTER EVERY SHARPENING AND REDUCED RESISTANCE ON THE ICE. WITH OPTIMAL GLIDE, YOU USE LESS ENERGY DURING GAMES AND GET MORE PRECISE TURNS.

STEP STEEL



REDEFINING BLADES

WE SEARCH THE WORLD FOR THE BEST STEEL ALLOYS TO MAKE BLADES YOU CAN COUNT ON TO PUT YOU ON TOP OF YOUR GAME. FROM THE VERY START OF PRODUCTION, WE CONSTANTLY MONITOR OUR RAW MATERIALS TO MAKE SURE THEY MEET OUR EXACTING STANDARDS.



CUSTOMIZE YOUR ONE-PIECE BOOT



THE ULTIMATE FIT

FOOT MOLD CREATION



WITH THE HELP OF THE CCM 3D FIT SCANNER, WE RECREATE A MOLD OF YOUR EXACT FOOT SHAPE TO ACHIEVE THE BEST-POSSIBLE FIT FOR YOUR GAME.



CHOOSE YOUR CUSTOM OPTIONS

STEP 1

GET FIT USING THE CCM 3D FIT SCANNER.



STEP 2

SELECT YOUR CUSTOM ONE-PIECE BOOT.



JETSPEED FT6 PRO



TBC FLEX CONSTRUCTION



TACKS AS-V PRO

CERTAIN COLOR OPTIONS AVAILABLE

STEP 3

SELECT YOUR STEEL.



STEP BLACKSTEEL XS



STEP STEEL XS

STEP 4

SELECT YOUR TONGUE.



METATOMIC ASYMMETRICAL // 7 MM



PRO BLACK FELT // 10 MM



LIGHTWEIGHT

STEP 5

SELECT YOUR LACES.



PRO COTTON



WAXED

STEP 6

CUSTOMIZE COLOURS AND ADD YOUR NUMBER.



OPTIONS VARY BY MODEL

JETSPEED FT6 PRO SKATES

THE NEW AND IMPROVED ONE-PIECE BOOT SPEED IS ALL ABOUT PERFORMANCE AND ACCELERATION, NOW FEATURING GAME READY FIT FOR THE ULTIMATE ANATOMICAL CONNECTION FROM YOUR FOOT TO YOUR SKATE, MAXIMIZING COMFORT AND FORCE TRANSMISSION. THE POWERFLEX TENDON PROVIDES MORE RANGE OF MOTION AND INCREASED EXTENSION ON YOUR SKATING STRIDES FOR FASTER FOOT SPEED. THE ADPT COMFORT TONGUE FEATURES FLEXMOTION LACE-BITE TECHNOLOGY TO ENHANCE YOUR FORWARD FLEXION AND METATOMIC TRITECH CONSTRUCTION FOR OPTIMAL FIT AND COMFORT.

EQUIPPED WITH BEST-IN-CLASS STEP BLACKSTEEL, THESE BLADES ARE CARBON-COATED FOR BETTER EDGE LIFE AND PHENOMENAL GLIDING ABILITY TO MAKE YOU SKATE FASTER THAN EVER. THE NEW ENHANCED DIAL INTEGRATED INTO THE XS HOLDER ENABLES QUICKER AND EASIER BLADE EXCHANGES, EVEN IN ICE AND SNOW. THROW IN ENHANCED ANKLE AND LINER PADDING, AND THE JETSPEED FT 6 PRO SKATES WILL HAVE YOU LOOKING GOOD, FEELING GOOD, AND PLAYING GOOD.

TECH 001

ONE-PIECE BOOT **SPEED**

DESIGNED FOR ACCELERATION AND PERFORMANCE, NOW FEATURING GAME READY FIT FOR ULTIMATE COMFORT AND FEEL ON THE ICE. LIGHTWEIGHT, COMFORTABLE, AND PROVIDES MORE ENERGY TRANSFER FOR FASTER STRIDES.

TECH 002

ADPT COMFORT TONGUE WITH FLEXMOTION

METATOMIC FIT, A LIGHTWEIGHT MOLDED CORE, AND FLEXMOTION LACE-BITE TECHNOLOGY TO PROVIDE THE OPTIMUM COMBINATION OF FIT AND PERFORMANCE.

TECH 003

STEP BLACK STEEL (+4MM)

HIGHEST QUALITY OF STEEL WITH CARBON-COATED TECHNOLOGY FOR SUPERIOR EDGE HARDNESS, PHENOMENAL GLIDE, AND INCREASED SKATING SPEED.

TECH 004

XS HOLDER WITH ENHANCED DIAL



REGULAR

NEW
ENHANCED
DIAL

QUICK-RELEASE HOLDER WITH NEW ENHANCED DIAL THAT IS 136% LARGER THAN BEFORE, DUE TO ITS WIDER RADIUS AND IMPROVED GEOMETRY. ENRICHED TEXTURIZATION AND MORE PREMIUM MATERIALS GIVE YOU SUPERIOR GRIP IN ICE AND SNOW. USED BY THE PROS AND PREFERRED BY EQUIPMENT MANAGERS AT ALL LEVELS.



NEW

[SR/INT - SKFT6P2] [JR/YT - SKFT6P]

JETSPEED FT6 PRO

SKATES

HEAT MOLDABLE

SIZES	SR	7 - 12	TAPERED, REGULAR	FULL/HALF	SR / INT WIDE BOOKING ONLY
	INT	4 - 6.5	TAPERED, REGULAR	FULL/HALF	
	JR	1 - 3.5	REGULAR	FULL/HALF	
	YT	SEE PAGE 22			

NEW

[SKFT6]

JETSPEED FT6

SKATES

HEAT MOLDABLE

SIZES	SR	7 - 12	REGULAR	FULL/HALF
	INT	4 - 6.5	REGULAR, WIDE	FULL/HALF

QUARTER PACKAGE

ONE-PIECE BOOT SPEED WITH GAME READY FIT
All about performance and acceleration with Game Ready Fit for the perfect wrap. Get more direct energy transfer for faster strides and beat your opponents to the puck every time.

MATERIAL

RFM COMPOSITE WITH CARBON
Premium carbon composite material delivers the best energy transfer.

STIFFNESS

215
Super lightweight, stiff, and thermoformable core for ultimate skating performance.

LINER

TOTALDRI PRO + WITH POLYGIENE
High-performance moisture-wicking material keeps feet dry and skates light, with superior odor protection. Added EVA layer delivering major fit and comfort.

TENDON

FLEX TENDON WITH CARBON
Improved range of motion allowing greater extension on skating strides for increased speed. Carbon insert for ultimate protection.

COMFORT & ANKLE PADDING

MEMORY FOAM WITH SEAMLESS COMFORT
Multi-density foam pads with Seamless Comfort finish wrap anatomically around your foot for customized fit and ultimate comfort.

TONGUE

ADPT COMFORT WITH FLEXMOTION
Metatomic fit, lightweight molded core, and ADPT Memory foam wrap your foot for ultimate fit and comfort. FlexMotion lace-bite design enhances forward flexion and keeps you protected.

MIDSOLE

LIGHTWEIGHT COMPOSITE MIDSOLE
For superior energy transfer from boot to blade.

FOOTBED

MOLDED CCM ORTHOLITE ULTRA WITH ADPT MEMORY FOAM
Ultra-lightweight comfort, molded fit, with heel grip support, and an added layer of ADPT Memory Foam.

HOLDER

SPEEDBLADE XS WITH ENHANCED DIAL
CCM quick-release holder with enhanced dial bladelock system for faster changes on the fly.

RUNNER

SR - STEP BLACKSTEEL (+4MM)
Highest quality of steel with carbon-coated technology for superior edge hardness, phenomenal glide, and increased skating speed.
JR - STEP STEEL (+4MM)

QUARTER PACKAGE

ONE-PIECE BOOT
Players get more direct energy transfer and a closer fit for faster strides.

MATERIAL

RFM COMPOSITE WITH SUPER SKIN
NHL-caliber composite material, lightweight with enhanced durability.

STIFFNESS

180
Lightweight, stiff, and thermo-formable core generates ultimate skating performance.

LINER

TOTALDRI PRO WITH POLYGIENE
High-performance moisture-wicking material keeps feet dry and skates light, with superior odor protection. Added EVA layer delivering major fit and comfort.

TENDON

FLEX TENDON WITH SUPER SKIN
Improved range of motion allowing greater extension on skating strides for increased speed. Super Skin insert for enhanced protection.

COMFORT & ANKLE PADDING

MEMORY FOAM WITH SEAMLESS COMFORT
Multi-density foam pads with Seamless Comfort finish wrap anatomically around your foot for customized fit and ultimate comfort.

TONGUE

ADPT COMFORT METATOMIC TRITECH
Metatomic fit, molded lace-bite protection, and ADPT Memory foam wrap your foot for superior fit and comfort.

MIDSOLE

LIGHTWEIGHT MIDSOLE
For enhanced energy transfer from boot to blade.

FOOTBED

MOLDED CCM ORTHOLITE ULTRA
Ultra-lightweight comfort, molded fit, and enhanced comfort.

HOLDER

SPEEDBLADE XS WITH ENHANCED DIAL
CCM quick-release holder with enhanced dial bladelock system for faster changes on the fly.

RUNNER

STEP STEEL (+4MM)
Highest quality of steel with increased height and 3mm thickness, giving you better edge control and letting you dig into the ice with confidence.

SKFT6P - LAUNCH DATE

SKFT6 - LAUNCH DATE



NEW

[SK680]

JETSPEED FT680

HEAT MOLDABLE

SKATES

SIZES	SR	7 - 12	REGULAR	FULL/HALF
		7 - 10	WIDE	FULL/HALF
	INT	4 - 6.5	REGULAR, WIDE	FULL/HALF
	JR	SEE PAGE 21		
	YT	SEE PAGE 22		



NEW

[SK670]

JETSPEED FT670

HEAT MOLDABLE

SKATES

SIZES	SR	7 - 11.5	REGULAR	FULL/HALF
		7 - 10	WIDE	FULL/HALF
	INT	4 - 6.5	REGULAR, WIDE	FULL/HALF
	JR	SEE PAGE 21		

QUARTER PACKAGE

ONE-PIECE BOOT

Players get more direct energy transfer and a closer fit for faster strides.

MATERIAL

RFM COMPOSITE

NHL-caliber lightweight composite blend with enhanced durability.

STIFFNESS

165

Thermo-formable core for great skating performance.

LINER

HD MICROFIBER

High resistance to wear with added EVA layer delivering major fit and comfort.

TENDON

FLEX TENDON

Improved range of motion allowing greater extension on skating strides for increased speed.

COMFORT & ANKLE PADDING

MEMORY FOAM WITH SEAMLESS COMFORT

Multi-density foam pads with Seamless Comfort finish wrap anatomically around your foot for customized fit and ultimate comfort.

TONGUE

METATOMIC TRITECH

Metatomic cut 7mm felt with molded lace-bite protection for excellent fit and comfort.

FOOTBED

MOLDED CCM ORTHOLITE ULTRA

Ultra-lightweight comfort, molded fit, and enhanced comfort.

HOLDER

SPEEDBLADE XS

CCM quick-release holder with bladelock system.

RUNNER

SR: XS Stainless – provides a long-lasting edge for long-term performance

INT: CCM XS – stainless steel runner

QUARTER PACKAGE

ONE-PIECE BOOT

Players get more direct energy transfer and a closer fit for faster strides.

STIFFNESS

150

Solid core for great skating performance.

LINER

HD MICROFIBER

High resistance to wear with added EVA layer delivering major fit and comfort.

TONGUE

ASYMMETRICAL FELT

7mm felt with embossed lace-bite for comfort and protection.

FOOTBED

MOLDED CCM ORTHOLITE ULTRA

Ultra-lightweight comfort, molded fit, and enhanced comfort.

HOLDER

SPEEDBLADE XS

CCM quick-release holder with bladelock system.

RUNNER

CCM XS

Stainless steel runner.

SK680 - LAUNCH DATE

SK670 - LAUNCH DATE



NEW

[SK680]

JETSPEED FT680 - JR

SKATES

HEAT MOLDABLE

SIZES JR 1 - 3.5 REGULAR FULL/HALF

NEW

[SK670]

JETSPEED FT670 - JR

SKATES

HEAT MOLDABLE

SIZES JR 1 - 3.5 REGULAR FULL/HALF

QUARTER PACKAGE

ONE-PIECE BOOT WITH CUSTOM COLOUR DECALS

Players get more direct energy transfer and a closer fit for faster strides.

Match your team uniform or stand out from your friends by customizing your skates with a choice of four colours from the decal sheet included.

QUARTER PACKAGE

ONE-PIECE BOOT

Players get more direct energy transfer and a closer fit for faster strides.

LINER

HD MICROFIBER

High resistance to wear with added EVA layer delivering major fit and comfort.

TONGUE

ASYMMETRICAL FELT

7mm felt with embossed lace-bite for comfort and protection.

TENDON

FLEX TENDON

Improved range of motion allowing greater extension on skating strides for increased speed.

FOOTBED

CCM FOOTBED

Lightweight and very comfortable.

COMFORT & ANKLE PADDING

MEMORY FOAM WITH SEAMLESS COMFORT

Multi-density foam pads with Seamless Comfort finish wrap anatomically around your foot for customized fit and ultimate comfort.

HOLDER

SPEEDBLADE XS

CCM quick-release holder with bladelock system.

TONGUE

METATOMIC TRITECH

Metatomic fit with molded lace-bite protection for excellent fit and comfort.

RUNNER

CCM XS

Stainless steel runner.

FOOTBED

ADPT MEMORY FOAM

Ultra-lightweight comfort and superior support, with an added layer of ADPT Memory Foam.

HOLDER

SPEEDBLADE XS

CCM quick-release holder with bladelock system.

RUNNER

CCM XS

Stainless steel runner.



SK680-JR - LAUNCH DATE

SK670-JR - LAUNCH DATE



NEW

[SKFT6P]

JETSPEED FT6 PRO - YTH SKATES

SIZES YT 10 - 13.5 REGULAR FULL/HALF
8 - 9 REGULAR FULL

QUARTER PACKAGE	REINFORCED INJECTED TECHNOLOGY WITH SYNTHETIC COMPOSITE	Durable boot with extra reinforcement for added structural stiffness. Also comes with number decals to customize your skates.
COMFORT & ANKLE PADDING	MEMORY FOAM WITH SEAMLESS COMFORT	Improved comfort from additional memory foam and seamless finish, wrapping anatomically around your foot for a closer fit.
TONGUE	ASYMMETRICAL FELT WITH EMBOSSED LACE-BITE PROTECTION	7mm felt with added foam for comfort and protection.
FOOTBED	MOLDED KID SIZING ZONE	It's never been easier to fit tiny feet, providing young players with excellent support and comfort.
HOLDER & RUNNER	CCM SPEEDBLADE BLACK	Non-replaceable black steel blade with elevated holder for an increased attack angle.

SKFT6P-YT - LAUNCH DATE



NEW

[SK680]

JETSPEED FT680 - YTH SKATES

SIZES YT 8 - 13 REGULAR FULL

QUARTER PACKAGE	INJECTED CORE TECHNOLOGY WITH CUSTOM COLOUR DECALS	Durable boot with structural stiffness. Custom Colour Decals: Match your team uniform or standout from your friends by customizing your skates with a choice of four colours from the decal sheet.
TONGUE	ASYMMETRICAL FELT WITH EMBOSSED LACE-BITE PROTECTION	7mm felt with added foam for comfort and protection.
FOOTBED	MOLDED KID SIZING ZONE	It's never been easier to fit tiny feet, providing young players with excellent support and comfort.
HOLDER & RUNNER	CCM SPEEDBLADE	Non-replaceable steel blade with elevated holder an increased attack angle.

SK680-YT - LAUNCH DATE



[SKJSPEED]

CCM JETSPEED SKATES

SIZES YT 6 - 13 REGULAR FULL

QUARTER PACKAGE	3D INJECTED BOOT	New ergonomic boot-shape specifically designed to provide children with comfort and stability.
FACINGS	FLEXIBLE FACING	Allows for a better wrap around the foot and more comfort.
LINER	BRUSHED MICROFIBER	Comfortable with resistance to wear.
TONGUE	FELT WITH EMBOSSED LACE-BITE PROTECTION	7mm felt with foam layers adds comfort and protection.
FOOTBED	MOLDED KID SIZING ZONE	It's never been easier to fit tiny feet. Provides young players with support, comfort and the most accurate measurement.
RUNNER	REPLACEABLE YOUTH HOLDER	Allows new players to easily switch their blades to match their advancing level of play.
HOLDER	STABILITY BLADE	New and thicker blade with a flat radius to provide stability for players learning to skate.
	PERFORMANCE BLADE	Standard width blade with performance profile for improving skaters.



PERFORMANCE BLADE ON THE SKATE

STABILITY BLADE ON THE SKATE

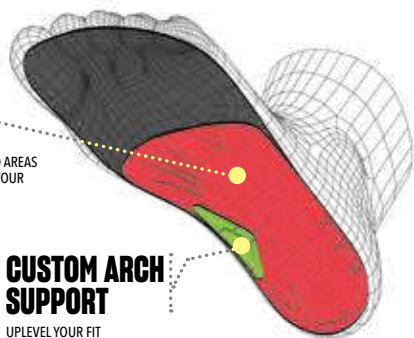
SKATE SIZING CHART

MEN'S US SHOE SIZE	YT	US SHOE SIZE	7	8	9	10	10.5	11	11.5	12	12.5	13	13.5	1	1.5
		EURO SHOE SIZE	24	25	26	27	27.5	28	29	29.5	30	31	31.5	32	33
		ACTUAL FOOT LENGTH (CM)	14.5	15.2	16.2	17	17.4	17.8	18.2	18.7	19.1	19.5	19.9	20.3	20.6
		SKATE SIZE	6	7	8	9	9.5	10	10.5	11	11.5	12	12.5	13	13.5
	JR	US SHOE SIZE	2	2.5	3	3.5	4	4.5							
		EURO SHOE SIZE	33.5	34	35	35.5	36	36.5							
		ACTUAL FOOT LENGTH (CM)	21	21.4	21.8	22.2	22.6	23.1							
		SKATE SIZE	1	1.5	2	2.5	3	3.5							
	INT	US SHOE SIZE	5	5.5	6	6.5	7.5	8							
		EURO SHOE SIZE	37.5	38	38.5	39	40.5	41							
		ACTUAL FOOT LENGTH (CM)	23.5	23.9	24.3	24.7	25.1	25.5							
		SKATE SIZE	4	4.5	5	5.5	6	6.5							
	SR	US SHOE SIZE	8.5	9	9.5	10	10.5	11	11.5	12	12.5	13	13.5		
		EURO SHOE SIZE	42	42.5	43	44	44.5	45	45.5	46	47	47.5	48		
		ACTUAL FOOT LENGTH (CM)	26	26.4	26.8	27.2	27.7	28.1	28.5	28.9	29.4	29.8	30.2		
		SKATE SIZE	7	7.5	8	8.5	9	9.5	10	10.5	11	11.5	12		

WOMEN'S US SHOE SIZE	YT	SHOE SIZE	11.0	12.0	13.0	1.0	1.5	2.0	2.5	3.0	3.5				
		SKATE SIZE	8.0	9.0	10.0	11.0	11.5	12.0	12.5	13	1.5				
	JR	SHOE SIZE	4.0	4.5	5.0	5.5	6.0	6.5							
		SKATE SIZE	1.0	1.5	2.0	2.5	3.0	3.5							
	INT	SHOE SIZE	7.0	7.5	8.0	8.5	9.0	9.5							
		SKATE SIZE	4.0	4.5	5.0	5.5	6.0	6.5							
	SR	SHOE SIZE	10.0	10.5	11.0	11.5	12.0	12.5	13.0	13.5	14.0	14.5	15.0	15.5	16.0
		SKATE SIZE	7.0	7.5	8.0	8.5	9.0	9.5	10.0	10.5	11.0	11.5	12.0	12.5	13.0

POWERGRID TECHNOLOGY

ENGINEERED TO TRANSFER ENERGY TO AREAS OF THE FOOT THAT ARE ESSENTIAL TO YOUR SKATING PERFORMANCE.



CUSTOM ARCH SUPPORT

UPLEVEL YOUR FIT AND PERFORMANCE.



CCM ORTHOMOVE HOCKEY INSOLES

FEATURING CUSTOM ARCH SUPPORT INSERTS AND POWERGRID TECHNOLOGY.



CCM ORTHOMOVE SIZE CHART

3 - 4.5	5 - 6.5	7 - 8.5	9 - 10.5	11 - 12
S	M	L	XL	XXL



[ACUPLU]
SKATE OVEN



[BRANNOK2]
BRANNOK 2.0



[STEPKIT]
STEP HONING STONE & CLOTH KIT



[XSHRS5]
SPEEDBLADE XS HOLDER REPLACEMENT PARTS
5 PAIRS



[CCRXS]
SPEEDBLADE XS CARRYING CASE



[SKAS5P]

TACKS AS-V PRO SKATES

HEAT MOLDABLE

SIZES	SR	7 - 12	TAPERED, REGULAR, WIDE	FULL/HALF
	INT	4 - 6.5	TAPERED, REGULAR, WIDE	FULL/HALF



[SKAS5]

TACKS AS-V SKATES

HEAT MOLDABLE

SIZES	SR	7 - 12	TAPERED, REGULAR	FULL/HALF
		7 - 11	WIDE	FULL/HALF
	INT	4 - 6.5	TAPERED, REGULAR, WIDE	FULL/HALF
	JR	1 - 3.5	REGULAR	FULL/HALF
	YT	SEE PAGE 28		

QUARTER PACKAGE	ONE-PIECE BOOT POWER For the modern power skater with intense strides looking for explosiveness without restriction. Players get more direct energy transfer and a closer fit.	QUARTER PACKAGE	ONE-PIECE BOOT POWER For the modern power skater with intense strides looking for explosiveness without restriction. Players get more direct energy transfer and a closer fit.
MATERIAL	RFM COMPOSITE WITH CARBON Premium carbon composite material delivers the best energy transfer.	MATERIAL	RFM COMPOSITE WITH LITE CORE NHL-caliber lightweight composite materials with a reinforced core for added durability.
STIFFNESS	215 Super lightweight, stiff, and thermoformable core for ultimate skating performance.	STIFFNESS	190 Lightweight, stiff, and thermoformable core for ultimate skating performance.
LINER	TOTALDRI PRO + WITH POLYGIENE High-performance moisture-wicking material keeps feet dry and skates light, with superior protection against odor, wear and rubbing.	LINER	TOTALDRI PRO WITH POLYGIENE High-performance moisture-wicking material keeps feet dry and skates light, with excellent protection against odor, wear or rubbing.
TENDON	POWERFLEX TENDON WITH CARBON Improved range of motion for fuller strides and increased skating power.	TENDON	POWERFLEX TENDON WITH GLASS FIBER Improved range of motion for fuller strides and increased skating power.
COMFORT & ANKLE PADDING	MEMORY FOAM WITH SEAMLESS COMFORT Multi-density foam pads with Seamless Comfort finish wrap anatomically around your foot for customized fit and ultimate comfort	COMFORT & ANKLE PADDING	MEMORY FOAM WITH SEAMLESS COMFORT Multi-density foam pads with Seamless Comfort finish wrap anatomically around your foot for customized fit and ultimate comfort.
TONGUE	REPLACEABLE METATOMIC WITH D30® FOAM Multi-layer 7mm tongue with asymmetrical flex point for a better wrap and D30® Foam insert for ultimate protection.	TONGUE	REPLACEABLE ASYMMETRICAL TRITECH WITH D30® LITE FOAM Multi-layer 7mm tongue with enhanced lace-bite protection and D30® Lite Foam insert for excellent protection
MIDSOLE	LIGHTWEIGHT COMPOSITE MIDSOLE For superior energy transfer from boot to blade.	MIDSOLE	LIGHTWEIGHT MIDSOLE For enhanced energy transfer from boot to blade.
FOOTBED	MOLDED CCM ORTHOLITE ULTRALITE WITH HEEL GRIP Ultra-lightweight comfort and superior support, using recycled EVA foam.	FOOTBED	MOLDED CCM ORTHOLITE ULTRALITE Ultra-lightweight comfort and superior support, using recycled EVA foam.
HOLDER	SPEEDBLADE XS CCM quick-release holder with bladelock system.	HOLDER	SPEEDBLADE XS CCM quick-release holder with bladelock system.
RUNNER	STEP BLACKSTEEL (+4MM) Highest quality of steel with carbon-coated technology for superior edge hardness, phenomenal glide, and increased skating speed.	RUNNER	STEP STEEL (+4MM) Highest quality of steel with increased height and 3mm thickness, giving you better edge control and letting you dig into the ice with confidence.



[SKAS590]

TACKS AS-590

SKATES

HEAT MOLDABLE

SIZES	SR	7 - 11.5	REGULAR	FULL/HALF
		7 - 11	WIDE	FULL/HALF
	INT	4 - 6.5	REGULAR, WIDE	FULL/HALF



[SKAS580]

TACKS AS-580 SKATES

SKATES

HEAT MOLDABLE

SIZES	SR	7 - 11.5	REGULAR	FULL/HALF
		7 - 10	WIDE	FULL/HALF
	INT	4 - 6.5	REGULAR	FULL/HALF
	JR	SEE PAGE 27		
	YT	SEE PAGE 28		

QUARTER PACKAGE

ONE-PIECE BOOT

Players get more direct energy transfer and a closer fit for more powerful strides.

MATERIAL

RFM COMPOSITE WITH CARBON BLEND

NHL-caliber lightweight composite material with a carbon blend core for added durability.

STIFFNESS

180

Lightweight, stiff, and thermoformable core for excellent skating performance.

LINER

TOTALDRI PRO WITH POLYGIENE

High-performance moisture-wicking material keeps feet dry and skates light, with excellent protection against odor, wear or rubbing.

TENDON

POWERFLEX TENDON

Improved range of motion for fuller strides and increased skating power.

COMFORT & ANKLE PADDING

MEMORY FOAM WITH SEAMLESS COMFORT

Multi-density foam pads with Seamless Comfort finish wrap anatomically around your foot for customized fit and ultimate comfort.

TONGUE

REPLACEABLE ASYMMETRICAL TRITECH WITH EVA FOAM

Multi-layer 7mm tongue with enhanced lace-bite protection and EVA Foam insert for great protection.

FOOTBED

MOLDED CCM ORTHOLITE ULTRALITE

Ultra-lightweight comfort and superior support, using recycled EVA foam.

HOLDER

SPEEDBLADE XS

CCM quick-release holder with bladelock system.

RUNNER

STEP STEEL (+4MM)

Highest quality of steel with increased height and 3mm thickness, giving you better edge control and letting you dig into the ice with confidence.

QUARTER PACKAGE

ONE-PIECE BOOT

Players get more direct energy transfer and a closer fit for more powerful strides.

MATERIAL

RFM COMPOSITE BLEND

NHL-caliber lightweight composite blend.

STIFFNESS

170

Lightweight, stiff, and thermoformable core for great skating performance.

LINER

HD MICROFIBER

High resistance to wear while delivering major comfort and durability.

TENDON

POWERFLEX TENDON

Improved range of motion for fuller strides and increased skating power.

COMFORT & ANKLE PADDING

MEMORY FOAM WITH SEAMLESS COMFORT

Multi-density foam pads with Seamless Comfort finish wrap anatomically around your foot for customized fit and ultimate comfort.

TONGUE

REPLACEABLE ASYMMETRICAL

7mm felt tongue with reinforced layers for increased comfort and protection.

FOOTBED

MOLDED CCM ORTHOLITE

Ultra-lightweight comfort and superior support, using recycled EVA foam.

HOLDER

SPEEDBLADE XS

CCM quick-release holder with bladelock system.

RUNNER

XS STAINLESS

CCM quick-release holder with bladelock system.



[SKAS570]

TACKS AS-570

HEAT MOLDABLE

SKATES

SIZES	SR	7 - 11.5	REGULAR	FULL/HALF
		7 - 10	WIDE	FULL/HALF
	INT	4 - 6.5	REGULAR	FULL/HALF
	JR	SEE PAGE 27		

[SKAS560]

TACKS AS-560

SKATES

SIZES	SR	7 - 12	REGULAR	FULL
	INT	4 - 6	REGULAR	FULL
	JR	1 - 3	REGULAR	FULL

[SKAS550]

TACKS AS-550

SKATES

SIZES	SR	7 - 12	REGULAR	FULL
	INT	4 - 6	REGULAR	FULL
	JR	1 - 3	REGULAR	FULL
	YT	SEE PAGE 28		

QUARTER PACKAGE **ONE-PIECE BOOT**
Players get more direct energy transfer and a closer fit for more powerful strides.

STIFFNESS **150**
Solid core for great skating performance.

LINER **HD MICROFIBER**
High resistance to wear while delivering major comfort and durability.

TONGUE **REPLACEABLE ASYMMETRICAL**
7mm felt tongue with reinforced layers for increased comfort and protection.

FOOTBED **MOLDED CCM ORTHOLITE**
Ultra-lightweight comfort and superior support, using recycled EVA foam.

HOLDER **SPEEDBLADE XS**
CCM quick-release holder with bladelock system.

RUNNER **CCM XS**
Stainless steel runner.

QUARTER PACKAGE **3D INJECTED BOOT**
Ergonomic boot-shaping system for great comfort and new texturized finish for improved durability.

STIFFNESS **125**
Solid core for good skating performance.

LINER **HD MICROFIBER**
High resistance to wear while delivering major comfort and durability.

TONGUE **FELT TONGUE WITH EMBOSSED LACE-BITE PROTECTION**
7mm felt with added foam for comfort and protection.

FOOTBED **CCM FOOTBED**
Provides support and comfort.

HOLDER / RUNNER **CCM SPEEDBLADE**
Non-replaceable stainless steel blade with elevated holder for an increased attack angle.

SIZING INSERT **ADPTSIZE SIZING**
Insert that allows your skate to grow with you, achieving two half-size increments below your actual boot size.

QUARTER PACKAGE **3D INJECTED BOOT**
Ergonomic boot-shaping system for great comfort and new texturized finish for improved durability.

STIFFNESS **115**
Solid core for good skating performance.

LINER **HD MICROFIBER**
High resistance to wear while delivering major comfort and durability.

TONGUE **FELT TONGUE**
5mm felt with added foam for comfort and protection.

FOOTBED **CCM FOOTBED**
Provides support and comfort.

HOLDER / RUNNER **CCM SPEEDBLADE**
Non-replaceable stainless steel blade with elevated holder for an increased attack angle.

JR ONLY

START = WITH ADPTSIZE				
START	13Y	1	2	3
↓	↓	↓	↓	↓
MAX	1	2	3	4
MAX = BOOT SIZE / ORDER SIZE				



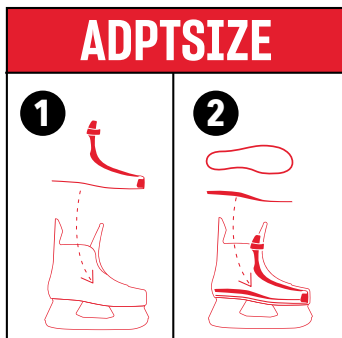


[SKAS580]
JUNIOR TACKS AS-580
ADPTSIZE

SKATES

SIZING

START = WITH ADPTSIZE								
START	13Y	13.5Y	1	1.5	2	2.5	3	3.5
↓	↓	↓	↓	↓	↓	↓	↓	↓
MAX	1	1.5	2	2.5	3	3.5	4	4.5
MAX = BOOT SIZE / ORDER SIZE								



QUARTER PACKAGE	ONE PIECE BOOT WITH CUSTOM COLOUR DECALS	Players get more direct energy transfer and a closer fit for more powerful strides. Match your team uniform or standout from your friends by customizing your skates with a choice of four colours from the decal sheet.
SIZING INSERT	ADPTSIZE SIZING	Insert that allows your skate to grow with you, achieving two half-size increments below your actual boot size.
LINER	HD MICROFIBER	High resistance to wear while delivering major comfort and durability.
COMFORT & ANKLE PADDING	MEMORY FOAM WITH SEAMLESS COMFORT	Multi-density foam pads with Seamless Comfort finish wrap anatomically around your foot for customized fit and ultimate comfort.
TONGUE	REPLACEABLE ASYMMETRICAL	7mm felt tongue with reinforced layers for increased comfort and protection.
FOOTBED	MOLDED CCM ORTHOLITE	Ultra-lightweight comfort and superior support, using recycled EVA foam.
HOLDER	SPEEDBLADE XS	CCM quick-release holder with bladelock system.
RUNNER	XS STAINLESS	Provides a long-lasting edge for sustained performance.



[SKAS570]
JUNIOR TACKS AS-570
 SKATES

SIZES JR 1 - 3.5 REGULAR FULL/HALF

QUARTER PACKAGE	ONE PIECE BOOT WITH CUSTOM COLOUR DECALS	Players get more direct energy transfer and a closer fit for more powerful strides. Match your team uniform or standout from your friends by customizing your skates with a choice of four colours from the decal sheet.
LINER	HD MICROFIBER	High resistance to wear while delivering major comfort and durability.
TONGUE	NON-REPLACEABLE FELT TONGUE	7mm felt tongue with reinforced layers for increased comfort and protection.
FOOTBED	CCM FOOTBED	Lightweight and very comfortable.
HOLDER	SPEEDBLADE XS	CCM quick-release holder with bladelock system.
RUNNER	CCM XS	Stainless steel runner.





[SKAS5]
YOUTH TACKS AS-V
SKATES

SIZES YT 8 - 10 REGULAR FULL
11 - 13.5 REGULAR FULL/HALF

QUARTER PACKAGE	REINFORCED INJECTED TECHNOLOGY WITH SYNTHETIC COMPOSITE	Durable boot with extra reinforcement for added structural stiffness. Also comes with number decals to customize your skates.
STIFFNESS	125	Leightweight and supportive for great skating performance.
COMFORT & ANKLE PADDING	MEMORY FOAM W/ SEAMLESS COMFORT	Multi-density foam pads with Seamless Comfort finish wrap anatomically around your foot for customized fit and ultimate comfort.
TONGUE	ASYMMETRICAL FELT WITH EMBOSSED LACE-BITE PROTECTION	7 mm felt with added foam for comfort and protection.
FOOTBED	MOLDED KID SIZING ZONE	It's never been easier to fit tiny feet. Provides young players with support, comfort and the most accuratemeasurement.
HOLDER & RUNNER	CCM SPEEDBLADE	Non-replaceable steel blade with elevated holder an increased attack angle.



[SKAS580]
YOUTH TACKS AS-580
SKATES

SIZES YT 8 - 13 REGULAR FULL

QUARTER PACKAGE	INJECTED CORE TECHNOLOGY WITH CUSTOM COLOUR DECALS	Durable boot with structural stiffness. Custom Colour Decals: Match your team uniform or standout from your friends by customizing your skates with a choice of four colours from the decal sheet.
EYELETS & TENDON	EASY-TIE EYELETS & SLICKTEC HEEL APPLICATION	Take the strain out of lacing up your young one's skates with three easy-tie hook eyelets atop the boot. SlickTec heel application on the tendon allows the boots to slide on like slippers.
TONGUE	ASYMMETRICAL FELT WITH EMBOSSED LACE-BITE PROTECTION	7 mm felt with added foam for comfort and protection.
FOOTBED	KID SIZING ZONE	It's never been easier to fit tiny feet. Provides young players with support, comfort and the most accurate measurement.
HOLDER & RUNNER	CCM SPEEDBLADE	Non-replaceable steel blade with elevated holder an increased attack angle.



[SKAS550]
YOUTH TACKS AS-550
SKATES

SIZES YT 6 - 13 REGULAR FULL

QUARTER PACKAGE	INJECTED WITH MESH SKIN TECHNOLOGY	Durable boot with structural stiffness.
EYELETS & TENDON	EASY-TIE EYELETS	Take the strain out of lacing up your young one's skates with three easy-tie hook eyelets atop the boot.
TONGUE	ASYMMETRICAL FELT	7 mm felt with added foam for comfort and protection.
FOOTBED	KID SIZING ZONE	It's never been easier to fit tiny feet. Provides young players with support, comfort and the most accurate measurement.
HOLDER & RUNNER	CCM SPEEDBLADE	Non-replaceable steel blade with elevated holder an increased attack angle.





STEP®

DESIGNED FOR **CCM**

STEP BLADES

STEP BLADES ARE MADE WITH PREMIUM GRADE STEEL, HELPING PLAYERS BENEFIT FROM A PHENOMENAL GLIDE AND AN OUTSTANDING EDGE QUALITY. STEP BLADES ARE THE MOST TRUSTED IN HOCKEY.

THE COMBINATION OF THE CCM ONE-PIECE BOOT, CCM XS HOLDER AND STEP BLADES CREATE THE ULTIMATE CONNECTION BETWEEN YOU AND THE ICE.



[RXSSTEPB]
STEP BLACKSTEEL XS HOLDER
+4MM POLISHED & CARBON-COATING
PAIR



[RXSSTEPV]
STEP V-STEEL XS HOLDER
+4MM POLISHED
PAIR



[RXSSTEP]
STEP STEEL XS HOLDER
+4MM HEIGHT
PAIR



BOOKING ONLY
[RSBSTEPB]
STEP BLACKSTEEL SB HOLDER
+4MM POLISHED & CARBON-COATING
PAIR



BOOKING ONLY
[RSBSTEP]
STEP STEEL SB HOLDER
+4MM HEIGHT
PAIR

BLADE LENGTH

XS HOLDER

SKATE SIZE	1	1.5	2	2.5	3	3.5	4	4.5	5	5.5	6	6.5	7	7.5	8	8.5	9	9.5	10	10.5	11	11.5	12	12.5	13
STEP BLACKSTEEL	215		221		230		238		247		255		263		271		280		287		295		304		-
STEP V-STEEL	215		221		230		238		247		255		263		271		280		287		295		304		-
STEP STEEL	215		221		230		238		247		255		263		271		280		287		295		304		312

SB HOLDER

SKATE SIZE	1	1.5	2	2.5	3	3.5	4	4.5	5	5.5	6	6.5	7	7.5	8	8.5	9	9.5	10	10.5	11	11.5	12	12.5	13
STEP BLACKSTEEL	215		221		230		238		247		255		263		271		280		287		295		304		-
STEP STEEL	215		221		230		238		247		255		263		271		280		287		295		304		-

[RXSSP]
SPEEDBLADE XS STAINLESS
STAINLESS STEEL
PAIR



[HSBXS]
SPEEDBLADE XS HOLDER
LEFT / RIGHT



BLADE LENGTH

SKATE SIZE	1	1.5	2	2.5	3	3.5	4	4.5	5	5.5	6	6.5	7	7.5	8	8.5	9	9.5	10	10.5	11	11.5	12	12.5	13
HOLDER SIZE	215		221		230		238		247		255		263		271		280		287		295		304		-
BLADE LENGTH	215		221		230		238		247		255		263		271		280		287		295		304		-



[XSEXTR]
XS TONGUE EXTRA
 PAIR

10mm black tongue
 For reduced boot volume
 43% thicker than the regular XS tongue
 Molded D30® lace-bite protection
 25% more resistant than stock Super Tacks AS3 Pro tongue
 Customizable tongue tab



[XSREGU]
XS TONGUE REGULAR
 PAIR

7mm white tongue
 For standard boot volume
 Molded D30® lace-bite protection
 20% more resistant than stock Super Tacks AS3 Pro tongue
 Customizable tongue tab



[XSSLIM]
XS TONGUE SLIM
 PAIR

4mm black tongue
 For additional boot volume
 25% lighter than XS tongue regular
 Molded lace-bite protection
 Customizable tongue tab

XS TONGUE SIZE CHART

1 - 3.5	4 - 5.5	6 - 7.5	8 - 9.5	10 - 12.5
XS	S	M	L	XL





[SKAS5P]

TACKS AS-V PRO

KEY FEATURES

ONE-PIECE BOOT POWER (SPI 215)
Closer fit, more energy transfer, stiff and ultra-lightweight

METATOMIC XS TONGUE WITH D30®
Asymmetrical flex point and D30® for ultimate protection

STEP BLACKSTEEL (+4MM)
Premium steel and DLC coating for the best glide and edge life in the game



[SKAS5]

TACKS AS-V

KEY FEATURES

ONE-PIECE BOOT POWER (SPI 190)
Closer fit, more energy transfer, stiff and lightweight

ASYMMETRICAL XS TONGUE WITH D30® LITE
Enhanced lace-bite protection and D30® LITE for excellent protection

STEP STEEL (+4MM)
Premium steel with increased height and thickness for better edge control



[SKAS590]

TACKS AS-590

KEY FEATURES

ONE-PIECE BOOT (SPI 180)
Thermoformable composite with carbon for closer fit, better energy transfer, and durability

ASYMMETRICAL XS TONGUE WITH EVA FOAM
Enhanced lace-bite protection and EVA foam insert for great protection

STEP STEEL (+4MM)
Premium steel with increased height and thickness for better edge control



[SKFT6P]

JETSPEED FT6 PRO

KEY FEATURES

ONE-PIECE BOOT SPEED + GAME READY FIT (SPI 195)
More energy transfer, molded fit, and ultra-lightweight

ADPT COMFORT TONGUE WITH FLEXMOTION TECHNOLOGY
Metatomic fit with ADPT Memory Foam and FlexMotion lace-bite technology

STEP BLACKSTEEL (+4mm)
Premium steel and DLC coating for the best glide and edge life in the game



[SKFT6]

JETSPEED FT6

KEY FEATURES

ONE-PIECE BOOT (SPI 180)
More energy transfer, closer fit, and lightweight

ADPT COMFORT TONGUE WITH TRITECH CONSTRUCTION
Metatomic fit with ADPT Memory Foam, Trittech construction and molded lace-bite

STEP STEEL (+4MM)
Premium steel with increased height and thickness for better edge control



[SKAS580]
TACKS AS-580

KEY FEATURES

ONE-PIECE BOOT (SPI 170)
Thermoformable composite core for great fit and skating performance

ASYMMETRICAL XS TONGUE
7mm felt tongue with reinforced layers for comfort and protection

POWERFLEX TENDON
Improved range of motion for increase skating power



[SKAS570]
TACKS AS-570

KEY FEATURES

ONE-PIECE BOOT (SPI 150)
Thermoformable core for great fit and skating performance

ASYMMETRICAL XS TONGUE
7mm felt tongue with reinforced layers for comfort and protection

SPEEDBLADE XS HOLDER
Quick-release holder with bladelock system



[SKAS560]
TACKS AS-560

KEY FEATURES

3D INJECTED BOOT (SPI 125)
Ergonomic boot shape for great comfort and texturized finish for durability

7MM FELT TONGUE
Added foam for comfort and protection

CCM SPEEDBLADE
Non-replaceable holder and steel



[SKAS550]
TACKS AS-550

KEY FEATURES

3D INJECTED BOOT (SPI 115)
Ergonomic boot shape for great comfort and texturized finish for durability

5MM FELT TONGUE
Base comfort and protection

CCM SPEEDBLADE
Non-replaceable holder and steel



[SK680]
JETSPEED FT680

KEY FEATURES

ONE-PIECE BOOT (SPI 165)
Thermoformable composite for closer fit and more energy transfer

METATOMIC 7MM TRITECH TONGUE
Metatomic fit, Trittech construction, and molded lace-bite

POWERFLEX TENDON
Improved range of motion, stride extension, and increased skating speed



[SK670]
JETSPEED FT670

KEY FEATURES

ONE-PIECE BOOT (SPI 150)
Better energy transfer and closer fit

ASYMMETRICAL 7MM FELT TONGUE
Asymmetrical fit with embossed lace-bite for protection and comfort

SPEEDBLADE XS HOLDER
Quick-release holder with bladelock system

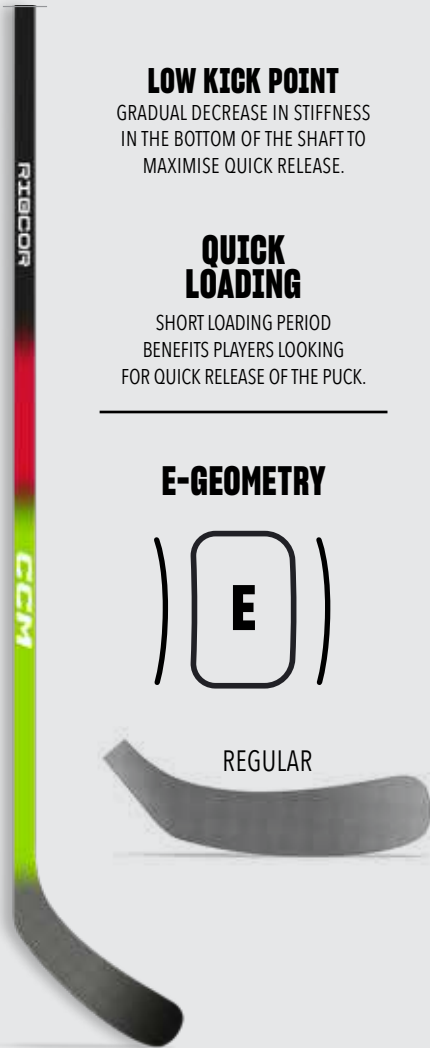




RIBCOR

JETSPEED

TACKS



LOW KICK POINT

GRADUAL DECREASE IN STIFFNESS IN THE BOTTOM OF THE SHAFT TO MAXIMISE QUICK RELEASE.

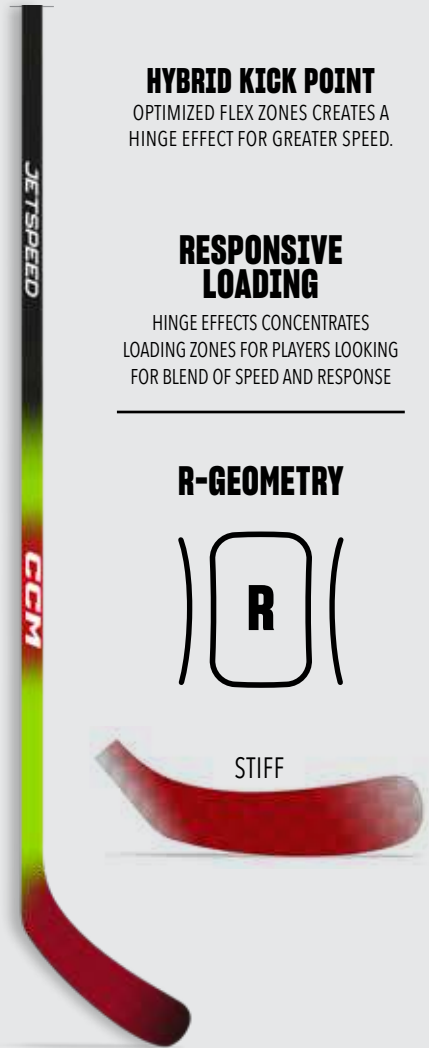
QUICK LOADING

SHORT LOADING PERIOD BENEFITS PLAYERS LOOKING FOR QUICK RELEASE OF THE PUCK.

E-GEOMETRY



REGULAR



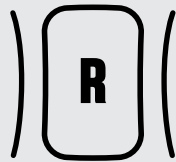
HYBRID KICK POINT

OPTIMIZED FLEX ZONES CREATES A HINGE EFFECT FOR GREATER SPEED.

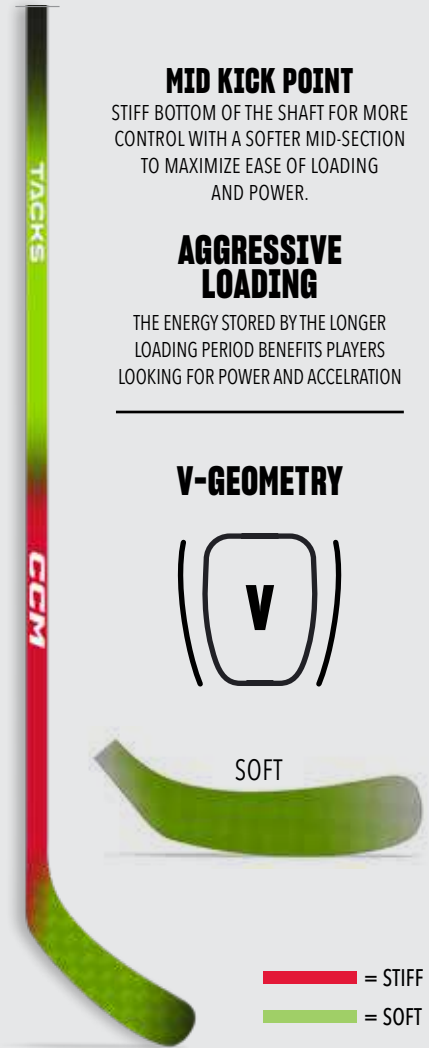
RESPONSIVE LOADING

HINGE EFFECTS CONCENTRATES LOADING ZONES FOR PLAYERS LOOKING FOR BLEND OF SPEED AND RESPONSE

R-GEOMETRY



STIFF



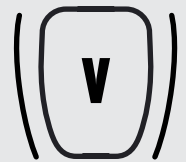
MID KICK POINT

STIFF BOTTOM OF THE SHAFT FOR MORE CONTROL WITH A SOFTER MID-SECTION TO MAXIMIZE EASE OF LOADING AND POWER.


AGGRESSIVE LOADING

THE ENERGY STORED BY THE LONGER LOADING PERIOD BENEFITS PLAYERS LOOKING FOR POWER AND ACCELERATION


V-GEOMETRY



SOFT



— = STIFF
— = SOFT



CURVE COMPARISON



P29 - PASSIVE

P90TM - HAPPY MEDIUM

P28 - AGGRESSIVE



MORE TRADITIONAL, FOR PLAYERS WHO ARE STRAIGHTER WHEN SHOOTING

DEVELOPED FOR TODAY'S GAME, AN HYBRID OF THE P29 AND THE P28 WITH INCREASED HEIGHT

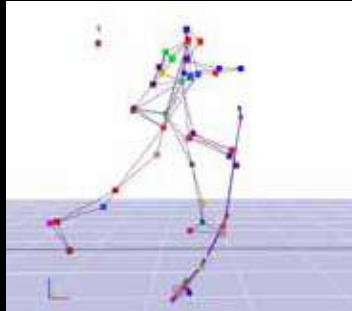
FOR PLAYERS WHOSE HANDS ARE OUT IN FRONT AND CAN FIRE FROM THE TOE OF THE BLADE



CCM PERFORMANCE LAB

RESEARCH AND RETAIL DEVELOPMENT

AT CCM, WE ARE ALWAYS LOOKING TO PUSH INNOVATION. THE STICK CATEGORY RELIES ON ADVANCES IN MECHANICAL ENGINEERING TO ALLOW DATA DRIVEN PERFORMANCE.



51

R&D STUDIES

34 598

SHOTS ANALYSED

3 140

SLASHING/PASSING/STICKHANDLING TASKS ANALYSED

465

PLAYERS

34

NHL PROS

124

NHL PROSPECTS

NANOLITE SHIELD

INTRODUCING CCM'S LATEST INNOVATION, NANOLITE SHIELD MAXIMIZES THE USE OF CARBON LAYERS IN VARYING THICKNESSES TO ACHIEVE DRASTIC WEIGHT REDUCTION WITHOUT COMPROMISING DURABILITY.

THE REENGINEERED CORE OF CCM'S STICK SHAFTS NOW INCORPORATES EXTREMELY LIGHT CARBON FIBER LAYERS STACKED BETWEEN TWO THICKER, STRONGER LAYERS TO ALLOW FOR IMPORTANT WEIGHT SAVINGS. WITH AN OUTER SHIELD COMPOSED OF UNIDIRECTIONAL CARBON FIBERS AND OUR ELITE SIGMA ST[®] WEAVE, THE STICK IS PROTECTED FROM IN-GAME IMPACTS.

FEATURED IN THE JETSPEED FT6 PRO, THIS NEW DESIGN ENABLES THE STICK TO BE AS DURABLE AS ITS PREDECESSOR, ALL WHILE REDUCING WEIGHT BY AS MUCH AS 15 GRAMS.



SECTION VIEW

JETSPEED FT6 PRO STICK

INTRODUCING NANOLITE SHIELD, OUR LATEST OPTIMIZATION OF SHAFT DESIGN AND THE NEW RR-100 BLADE, THE LIGHTEST BLADE EVER USED ON A CCM STICK, THE JETSPEED FT6 PRO IS THE LIGHTEST AND BEST BALANCED VERSION OF OUR HYBRID-KICK SCORING MACHINE. GET READY FOR A CRAZY-GOOD FEEL AND EXPECT PERFECTION ON EVERY SINGLE SHOT.

TECH 001

HYBRID KICKPOINT

CREATES A HINGE EFFECT SO YOU CAN LOAD THE STICK USING A PERFECT BLEND OF SPEED AND RESPONSE.

TECH 002

NEW NANOLITE SHIELD CARBON LAYERING TECHNOLOGY

REENGINEERED SHAFT DESIGN OPTIMIZED WITH A THICKER CARBON FIBER LAYERS PROTECTING AN ULTRA-LIGHT CORE, ALLOWING IMPRESSIVE WEIGHT REDUCTION WITHOUT ANY DURABILITY LOSS.

TECH 003

NEW RR-100 STIFF BLADE WITH NANOLITE TECHNOLOGY

LIGHTEST-EVER STIFF CCM BLADE DELIVERING EXCEPTIONAL SHOT SPEED AND CONTROL, ALL WHILE IMPROVING THE OVERALL STICK'S BALANCE AND FEEL.

TECH 004

SIGMA ST^P CARBON

SPECIFICALLY DESIGNED WITH PLAYER'S STICKS IN MIND, SIGMATEX'S NEW CARBON WEAVE IMPROVES ON PREVIOUS GENERATION'S DURABILITY AND STRENGTH, ALL WHILE ALLOWING FOR A LIGHTER AND BETTER BALANCED STICK.



NEW

[HSFT6P]
JETSPEED FT6 PRO
STICKS

NAMEBAR TAG

KICKPOINT
HYBRID KICKPOINT
Creates a hinge effect so you can load the stick using a perfect blend of speed and response.

SHAFT TECHNOLOGY
NANOLITE SHIELD
Reengineered shaft design optimized with a thicker carbon fiber layers protecting an ultra-light core, allowing impressive weight reduction without any durability loss.

SHAFT GEOMETRY
ROUND "R" GEOMETRY
Streamlined shape with rounded corners and concave sides that keeps gaining in popularity. It delivers high performance and ultimate comfort.

TAPER TECHNOLOGY
SKELETON +
Manufacturing technology found in the taper area which provides better reliability in key moments of the game.

BLADE
RR-100 STIFF BLADE WITH NANOLITE TECHNOLOGY
Lightest-ever stiff CCM blade delivering exceptional shot speed and control, all while improving the overall stick's balance and feel.

GRIP
FT MICROFEEL
Raised grip added on the bottom edges of the shaft's mid-section to ensure perfect control.

MATERIAL
SIGMA ST[®] SPREAD TOW SHAFT AND BLADE.

OFFERING

SR - 95 / 62"
P28 / P29

SR - 85 / 60"
P28 / P29 / P90TM

SR - 80 / 60"
P28 / P29 / P90TM

SR - 75 / 60"
P28 / P29 / P90TM

SR - 70 / 60"
P28 / P29 / P90TM

INT - 65 / 57"
P28 / P29 / P90TM

INT - 55 / 55"
P28 / P29 / P90TM

JR - 50 / 54"
P28 / P29 / P90TM

JR - 40 / 51"
P28 / P29 / P90TM

YT - 30 / 48"
P28

BOOKING ONLY
SR ONLY - 85 / 80 / 75 / 70
P28M / P29M

HSFT6P - LAUNCH DATE

NEW

[HSFT6]
JETSPEED FT6
STICKS

NAMEBAR TAG

KICKPOINT
HYBRID KICKPOINT
Creates a hinge effect so you can load the stick using a perfect blend of speed and response.

SHAFT TECHNOLOGY
ADVANCED CARBON MATRIX
Performance carbon layering technology now combining with Sigmatec spread tow to offer a lighter yet sturdier stick.

SHAFT GEOMETRY
ROUND "R" GEOMETRY
Streamlined shape with rounded corners and concave sides that keeps gaining in popularity. It delivers high performance and ultimate comfort.

TAPER TECHNOLOGY
SKELETON +
Manufacturing technology found in the taper area which provides better reliability in key moments of the game.

BLADE
RR-90 BLADE WITH DAMP-CORE AND PEEL-PLY
Featuring our exclusive dampening material and an optimized stiffness, it provides the perfect mix of feel, shot speed and control.

GRIP
FT MICROFEEL
Raised grip added on the bottom edges of the shaft's mid-section to ensure perfect control.

MATERIAL
SIGMATEX SPREAD TOW SHAFT AND BLADE.

OFFERING

SR - 85 / 60"
P28 / P29 / P90TM

SR - 80 / 60"
P28 / P29 / P90TM

SR - 75 / 60"
P28 / P29 / P90TM

SR - 70 / 60"
P28 / P29 / P90TM

INT - 65 / 57"
P28 / P29 / P90TM

INT - 55 / 55"
P28 / P29 / P90TM

JR - 50 / 54"
P28 / P29 / P90TM

JR - 40 / 51"
P28 / P29 / P90TM

BOOKING ONLY
SR ONLY - 85 / 80 / 75 / 70
P28M / P29M

HSFT6 - LAUNCH DATE

NEW

[HSFTM6]
JETSPEED TEAM
STICK

NAMEBAR TAG

KICKPOINT
HYBRID KICKPOINT
Creates a hinge effect so you can load the stick using a perfect blend of speed and response.

SHAFT TECHNOLOGY
PURE CARBON TECHNOLOGY
Carbon technology helping create a stick that's both light and strong.

SHAFT GEOMETRY
ROUND "R" GEOMETRY
Streamlined shape with rounded corners and concave sides that keeps gaining in popularity. It delivers high performance and ultimate comfort.

TAPER TECHNOLOGY
SKELETON +
Manufacturing technology found in the taper area which provides better reliability in key moments of the game.

BLADE
JF-90 BLADE WITH PEEL-PLY
Lightweight stiff blade designed to give a heightened feel for the puck without compromising on shot speed and control.

GRIP
FT MICROFEEL
Raised grip added on the bottom edges of on the mid-section of the shaft to ensure perfect stick control.

MATERIAL
PURE CARBON SHAFT WITH SIGMATEX SPREAD TOW BLADE.

OFFERING

SR - 85 / 60"
P28 / P29 / P90TM

SR - 80 / 60"
P28 / P29 / P90TM

SR - 75 / 60"
P28 / P29 / P90TM

SR - 70 / 60"
P28 / P29 / P90TM

INT - 65 / 57"
P28 / P29 / P90TM

INT - 55 / 55"
P28 / P29 / P90TM

HSFTM6 - LAUNCH DATE

NEW

[HSJ670]

JETSPEED FT 670
STICKS

KICKPOINT **HYBRID KICKPOINT**
Creates a hinge effect so you can load the stick using a perfect blend of speed and response.

SHAFT GEOMETRY **ROUND "R" GEOMETRY**
Streamlined shape with rounded corners and concave sides that keeps gaining in popularity. It delivers high performance and ultimate comfort.

BLADE **JS4 BLADE WITH PEEL-PLY**
Redesigned mid-performance stiff blade offering a great balance between puck feel and shot speed.

MATERIAL **18K WEAVE BLADE**

OFFERING

- SR - 85 / 60"**
P28 / P29
- SR - 75 / 60"**
P28 / P29
- INT - 65 / 57"**
P28 / P29
- INT - 55 / 55"**
P28 / P29
- JR - 50 / 54"**
P28 / P29

JR

SR / INT

HSJ670 - LAUNCH DATE

NEW

[HSJ660]

JETSPEED FT 660
STICKS

KICKPOINT **HYBRID KICKPOINT**
Creates a hinge effect so you can load the stick using a perfect blend of speed and response.

SHAFT GEOMETRY **SQUARE "T" GEOMETRY**
Proven square-shaped design that provides players with a traditional feel for great grip and control.

BLADE **COMPOSITE SITFF BLADE**
Carbon and fiberglass blade designed for great durability.

OFFERING

- SR - 85 / 60"**
P29
- SR - 75 / 60"**
P29
- INT - 65 / 57"**
P29
- INT - 55 / 55"**
P29
- JR - 50 / 54"**
P29
- JR - 40 / 51"**
P29
- YT - 30 / 45"**
P29
- YT - 20 / 43"**
P29
- YT - 10 / 42"**
P29

HSJ660 - LAUNCH DATE



[HSRC7P]
**RIBCOR
 TRIGGER 7 PRO**
 STICKS

NAMEBAR TAG

KICK POINT **OPTIMIZED LOW KICKPOINT**
 The perfect low kickpoint, providing quick releases and pop on every single shot.

TAPER TECHNOLOGY **SKELETON +**
 Manufacturing technology found in the taper area which provides better reliability in key moments of the game.

SHAFT TECHNOLOGY **NANOLITE CARBON LAYERING**
 High-performance carbon layering technology which creates a stick that's both incredibly light and incredibly strong.

SHAFT GEOMETRY **ERGONOMIC "E" GEOMETRY**
 Unique ergonomic geometry designed to offer a seamless energy transfer to maximize speed of release of the puck.

BLADE **AGILITY 2 BLADE WITH PEEL-PLY**
 Optimized Agility blade now with Sigma ST[®] carbon weave for an even better feel and release speed.

GRIP **TRIGGER MICROFEEL 2**
 Updated Trigger curved raised grip to enhance stick feel in hands.

MATERIAL Sigma ST[®] Spread Tow shaft and blade.

OFFERING

- | | |
|---|--|
| SR - 95 / 62"
P28 / P29 / P90TM | INT - 65 / 57"
P28 / P29 / P90TM |
| SR - 85 / 60"
P28 / P29 / P90TM | INT - 55 / 55"
P28 / P29 / P90TM |
| SR - 80 / 60"
P28 / P29 / P90TM | JR - 50 / 54"
P28 / P29 / P90TM |
| SR - 75 / 60"
P28 / P29 / P90TM | JR - 40 / 51"
P28 / P29 / P90TM |
| SR - 70 / 60"
P28 / P29 / P90TM | YT - 30 / 48"
P28 |

BOOKING ONLY

- SR
- P19
- SR - INT - JR
- P88

[HSRC7]
**RIBCOR
 TRIGGER 7**
 STICKS

NAMEBAR TAG

KICK POINT **OPTIMIZED LOW KICKPOINT**
 The perfect low kickpoint, providing quick releases and pop on every single shot.

TAPER TECHNOLOGY **SKELETON +**
 Manufacturing technology found in the taper area which provides better reliability in key moments of the game.

SHAFT TECHNOLOGY **ADVANCED CARBON MATRIX**
 Performance carbon layering technology now combined with Sigmatax spread tow to offer a lighter yet even more durable stick.

SHAFT GEOMETRY **ERGONOMIC "E" GEOMETRY**
 Unique ergonomic geometry designed to offer a seamless energy transfer to maximize speed of release of the puck.

BLADE **AGILITY BLADE WITH PEEL-PLY**
 An improved blade construction that takes stick handling and feel to the next level without any compromise on shots release speed.

GRIP **TRIGGER MICROFEEL 2**
 Updated Trigger curved raised grip to enhance stick feel in hands.

MATERIAL Sigmatax Spread Tow blade and shaft

OFFERING

- | | |
|---|--|
| SR - 95 / 62"
P28 / P29 / P90TM | INT - 65 / 57"
P28 / P29 / P90TM |
| SR - 85 / 60"
P28 / P29 / P90TM | INT - 55 / 55"
P28 / P29 / P90TM |
| SR - 80 / 60"
P28 / P29 / P90TM | JR - 50 / 54"
P28 / P29 / P90TM |
| SR - 75 / 60"
P28 / P29 / P90TM | JR - 40 / 51"
P28 / P29 / P90TM |

BOOKING ONLY

- SR
- P19
- SR - INT - JR
- P88

[HSRC86]
**RIBCOR
 86K**
 STICK

KICKPOINT **LOW KICKPOINT**
 Engineered low kickpoint to help increase release speed on shots.

**SHAFT
 GEOMETRY** **ERGONOMIC "E" GEOMETRY**
 Unique ergonomic geometry designed to offer a seamless energy transfer to maximize speed of release.

BLADE **ASCENT BLADE 2 WITH PEEL-PLY**
 An optimized stiffness profile that transitions seamlessly from softer in the heel to extra stiff in the toe for heightened puck feel and quick releases.

MATERIAL C6 Weave on blade.

OFFERING

SR - 85 / 60"
 P28 / P29

SR - 75 / 60"
 P28 / P29

INT - 65 / 57"
 P28 / P29

INT - 55 / 55"
 P28 / P29

JR - 50 / 54"
 P28 / P29

JR - 40 / 51"
 P28 / P29

[HSRC84]
**RIBCOR
 84K**
 STICK

KICKPOINT **LOW KICKPOINT**
 Engineered low-Kickpoint to help increase release speed on shots.

**SHAFT
 GEOMETRY** **SQUARE "T" GEOMETRY**
 This proven square-shaped design provides players with a traditional feel that provides great grip and control.

BLADE **COMPOSITE STIFF BLADE**
 Carbon and fiberglass blade designed for great durability.

OFFERING

SR - 85 / 60"
 P28 / P29

SR - 75 / 60"
 P28 / P29

INT - 65 / 57"
 P28 / P29

INT - 55 / 55"
 P28 / P29

JR - 50 / 54"
 P28 / P29

JR - 40 / 51"
 P28 / P29

[HSRC7Y]
**RIBCOR
 YOUTH**
 STICKS

**SHAFT
 TECHNOLOGY** Lightweight and super durable, the shaft is designed to help smaller hands handle a stick like its second nature.

BLADE Featuring a stiff, lightweight design, this blade allows young players to lift the puck and upgrade their shooting technique

GRIP Full grip offers greater stick control and minimized rotation in young players' hands.

OFFERING

30 FLEX / 48"
 P29

20 FLEX / 45"
 P29

10 FLEX / 42"
 P29

[HSAS5P]
**TACKS
 AS-V PRO**
 STICKS

NAMEBAR TAG

KICK POINT

MODERN MID KICKPOINT

Still using a softer mid-section to ensure maximum energy storage when loading the stick, our new modern mid kickpoint has now been optimized for wrist shots, providing aggressive shooters with even more puck speed and consistency than before.

TAPER TECHNOLOGY

SKELETON +

Manufacturing technology found in the taper area which provides better reliability in key moments of the game.

SHAFT TECHNOLOGY

NANOLITE CARBON LAYERING

High-performance carbon layering technology which creates a stick that's both incredibly light and incredibly strong.

SHAFT GEOMETRY

VARIABLE "V" GEOMETRY

New shaft geometry allowing for an easier and consistent loading of the stick to help increase wrist shot power. It's shape transition along the shaft ensures maximum comfort and grip.

BLADE

ACUFEEL 2 BLADE WITH PEEL-PLY

2nd generation ACUFEEL blade now with Sigma ST[®] to further improve durability. Still softer to maximize shot speed and puck feel.

GRIP

SUPERFAST MICROFEEL

Graphic-integrated raised grip on mid-section of the shaft to ensure perfect stick control.

MATERIAL

Sigma ST[®] Spread Tow shaft and blade.

OFFERING

SR - 95 / 62"

P28 / P29 / P90TM

SR - 85 / 60"

P28 / P29 / P90TM

SR - 80 / 60"

P28 / P29 / P90TM

SR - 75 / 60"

P28 / P29 / P90TM

SR - 70 / 60"

P28 / P29 / P90TM

INT - 65 / 57"

P28 / P29 / P90TM

INT - 55 / 55"

P28 / P29 / P90TM

JR - 50 / 54"

P28 / P29 / P90TM

JR - 40 / 51"

P28 / P29 / P90TM

YT - 30 / 48"

P28

BOOKING ONLY

SR

P19

SR - INT - JR

P88

[HSAS5]
**TACKS
 AS-V**
 STICKS

NAMEBAR TAG

KICK POINT

MODERN MID KICKPOINT

Still using a softer mid-section to ensure maximum energy storage when loading the stick, our new modern mid kickpoint has now been optimized for wrist shots, providing aggressive shooters with even more puck speed and consistency than before.

TAPER TECHNOLOGY

SKELETON +

Manufacturing technology found in the taper area which provides better reliability in key moments of the game.

SHAFT TECHNOLOGY

ADVANCED CARBON MATRIX

Performance carbon layering technology now combined with Sigmatex spread tow to offer a lighter yet even more durable stick.

SHAFT GEOMETRY

SQUARE "T" GEOMETRY

This proven square-shaped design provides players with a traditional feel that provides great grip and control.

BLADE

ACUFEEL BLADE WITH PEEL-PLY

Perfected to achieve the right blend of stiffness and feel, the ACUFEEL blade is stiff enough to deliver accuracy and control, yet softer to improve puck feel.

GRIP

SUPERFAST MICROFEEL

Graphic-integrated raised grip on mid-section of the shaft to ensure perfect stick control.

MATERIAL

Sigmatex Spread Tow shaft and blade.

OFFERING

SR - 95 / 62"

P28 / P29 / P90TM

SR - 85 / 60"

P28 / P29 / P90TM

SR - 80 / 60"

P28 / P29 / P90TM

SR - 75 / 60"

P28 / P29 / P90TM

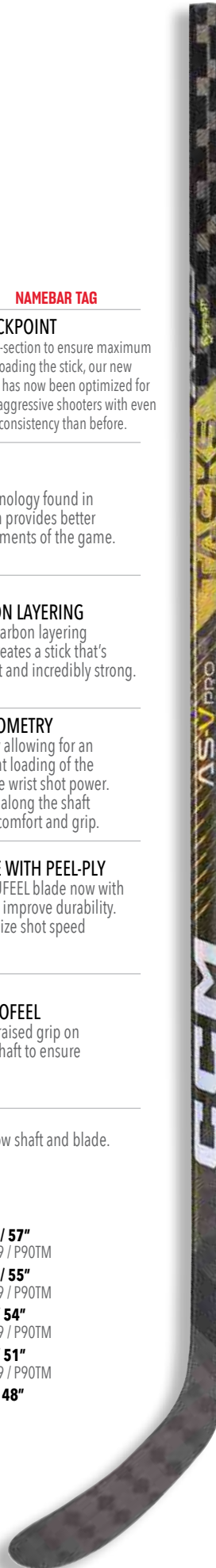
SR - 70 / 60"

P28 / P29 / P90TM

BOOKING ONLY

SR

P19 / P88





[HSAS570]
TACKS
AS-570
 STICKS

NAMEBAR TAG

KICK POINT
MID KICKPOINT
 Built with a soft mid-section for longer loading periods to store maximum energy, plus a stiff taper zone to boost stability and response.

SHAFT GEOMETRY
SQUARE "T" GEOMETRY
 This proven square-shaped design provides players with a traditional feel that provides great grip and control.

BLADE
ULTRAATTACKFRAME BLADE WITH GRIT FINISH
 Lightweight blade with high torsional and bending stiffness for accurate shooting and passing.

OFFERING

SR - 85 / 60"
 P28 / P29

SR - 75 / 60"
 P28 / P29

INT - 65 / 57"
 P28 / P29

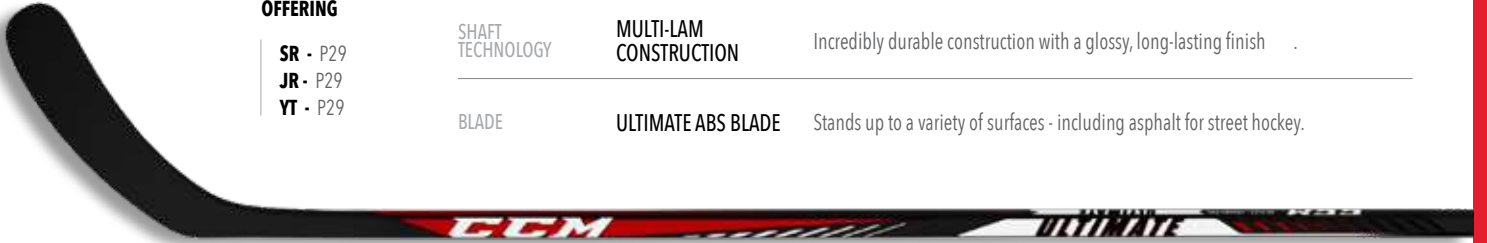
INT - 55 / 55"
 P28 / P29

JR - 50 / 54"
 P28 / P29

JR - 40 / 51"
 P28 / P29

JR

SR / INT



[HSULT]

ULTIMATE STICK

*ALSO RECOMMENDED FOR STREET HOCKEY

SR

JR

YT

OFFERING

SR - P29

JR - P29

YT - P29

SHAFT TECHNOLOGY

MULTI-LAM CONSTRUCTION

Incredibly durable construction with a glossy, long-lasting finish

BLADE

ULTIMATE ABS BLADE

Stands up to a variety of surfaces - including asphalt for street hockey.



[ENDPLU]
END PLUG

4 inch wood end plug.
Sizes: SR, JR



[ENDPLU]
END PLUG

4 inch composite end plug.
Shapes: T

[HSNAMEP]

NAMEBAR PRINTER

A RETAIL TOOL THAT ALLOWS PLAYERS TO HAVE THEIR NAME PERMANENTLY PRINTED ON THEIR STICK, JUST LIKE THE PROS.

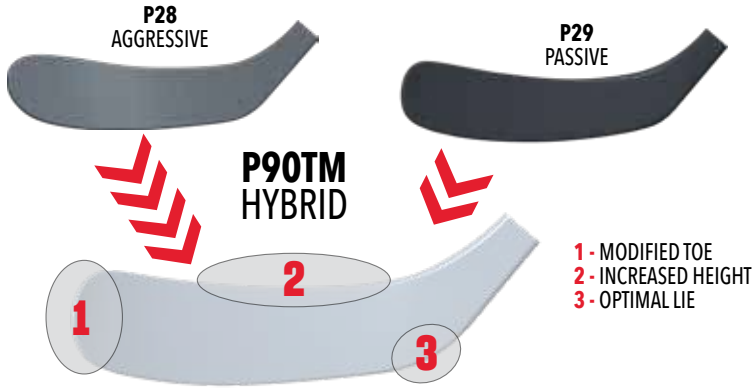
HOW IT WORKS:

- 1) Simply type in the name of the player.
- 2) Press the printer on the namebar and release the trigger.
- 3) Slowly move the printer downwards.



[HSNAMEI] \$

REPLACEMENT INK CARTRIDGE



P90TM CURVE EVALUATION

POPULAR WITH OUR PRO PLAYERS, THE NEW P90TM BLENDS THE P28 AND THE P29 CURVES AND A SUBTLE TOE CURVE. COMBINED WITH A MAX HEIGHT AND A LOWER LIE, THIS IS IDEAL FOR THE PLAYER LOOKING FOR AN EDGE ON FACE-OFFS OR TO HELP TIPPING PUCKS IN THE AIR.



POSITION MID/TOE



SIZE BIG

OPENESS OPENED

DESCRIPTION

Aggressive curve for players who can shoot from the toe with their hands in front of their body.

P28 (186-2)

FORMER CCM MCDavid
BAUER P28 / WARRIOR W28 /
EASTON E28 / TRUE TC3



POSITION MID



SIZE BIG

OPENESS OPENED

DESCRIPTION

All-in-one curve with lower lie for players who are straighter when passing and shooting.

P29 (203-2)

FORMER CCM CROSBY
BAUER P92 / WARRIOR W03 / TRUE TC2 /
EASTON E/P3 / SHERWOOD PP26



POSITION MID



SIZE BIG

OPENESS OPENED

DESCRIPTION

Perfect blend of P28 aggressive toe and P29 dual lie with a max height feature.

P90TM (202-2)

[HSFT6P]

JETSPEED FT6 PRO

SIGMA ST[®] CARBON WITH NANOLITE SHIELD

Carbon fiber design made to protect a lighter core with thicker layers that allow for weight reduction without any durability loss.

SKELETON+ WITH R-GEOMETRY

Improves hosel and taper strength for a more reliable stick.

RR-100 STIFF BLADE WITH NANOLITE TECHNOLOGY

Ultra-light stiff blade delivering exceptional shot speed and control.

KEY FEATURES



[HSFT6]

JETSPEED FT6

FULL SIGMATEX DESIGN

Helps reduce weight while providing superior durability and feel.


SKELETON+ WITH R-GEOMETRY

Improves hosel and taper strength for a more reliable stick.

RR-90 STIFF BLADE WITH DAMP-CORE

Stiff blade offering a perfect mix of feel and shot speed for the best of both worlds.

KEY FEATURES



[HSRC7P]

RIBCOR TRIGGER 7 PRO

SIGMA ST[®] CARBON WITH NANOLITE CARBON LAYERING

Player-specific carbon weave creating a lighter, more durable and better balanced stick.

SKELETON+ WITH E-GEOMETRY

Improves hosel and taper strength for a more reliable stick.

AGILITY 2 BLADE

Optimized Agility blade now with Sigma ST[®] carbon weave for even better feel and release speed.

KEY FEATURES



[HSRC7]

RIBCOR TRIGGER 7

FULL SIGMATEX DESIGN

Helps reduce weight while providing superior durability and feel.


SKELETON+ WITH E-GEOMETRY

Improves hosel and taper strength for a more reliable stick.

AGILITY BLADE

Light blade providing impressive levels of puck feel and release speed.

KEY FEATURES



[HSAS5P]

SUPER TACKS AS-V PRO

SIGMA ST[®] CARBON WITH NANOLITE CARBON LAYERING

Player-specific carbon weave creating a lighter, more durable and better balanced stick.

SKELETON+ WITH V-GEOMETRY

Variable shaft geometry that enables easier stick loading and increased shot power.

ACUFEEL 2 BLADE

Second generation softer Acufeel blade now using Sigma ST[®] carbon weave to further improve puck feel.

KEY FEATURES



[HSAS5]

TACKS AS-V

FULL SIGMATEX DESIGN

Helps reduce weight while providing superior durability and feel.


SKELETON+ WITH T-GEOMETRY

Improves hosel and taper strength for a more reliable stick.

ACUFEEL BLADE

Perfected softer blade for improved puck feel and shot power.

KEY FEATURES



[HSJ670]
JETSPEED FT670

18K CARBON WEAVE ON BLADE
Reduce blade weight to improve the stick's feel and balance, while providing increased durability.

KEY FEATURES

R-GEOMETRY
Rounded corners for best fit and concave walls for great grip control.

JS4 STIFF BLADE
Redesigned mid-performance stiff blade offering a good balance between puck feel and shot speed.




[HSJ660]
JETSPEED FT660

T-GEOMETRY
Square corners for a traditional grip.

KEY FEATURES

COMPOSITE STIFF BLADE
Carbon and fiberglass blade designed for great durability.



[HSJ10Y2] [HSJ20Y2]
[HSJ30Y2] [HSJ40Y2]
JETSPEED YOUTH

HYBRID KICK POINT
Perfected kick point to help kids load the stick easily and lift the puck.

KEY FEATURES

PERFORMANCE LAYERING
Layering technique that creates a stick that is both extremely lightweight and very durable.

SIGMATEX AND PEEL-PLY BLADE
Adapted lightweight youth blade designed to help learn proper shooting techniques.




[HSRC86]
RIBCOR 86K

CARBON MATRIX TECHNOLOGY ON BLADE
Great stiffness at a great weight.

KEY FEATURES

E-GEOMETRY
Promotes ease of loading, quickness of releases and comfort.

ASCENT 2 BLADE
Softer heel for heightened puck feel, with a stiff toe to maximise quick release.



[HSRC84]
RIBCOR 84K

T-GEOMETRY
Square corners for a traditional grip.

KEY FEATURES

COMPOSITE STIFF BLADE
Carbon and fiberglass blade designed for great durability.




[HSRC86]
RIBCOR 86K

REGULAR KICK POINT
Constant kick point adapted to younger players.

KEY FEATURES

COMPOSITE STIFF BLADE
Carbon and fiberglass blade designed for great durability.




[HSAS570]
TACKS AS-570

T-GEOMETRY
Square corners for a traditional grip.

KEY FEATURES

ULTRA AF BLADE WITH GRIT FINISH
Maximizes torsional stiffness for great accuracy.





SUPER TACKS X

HELMET

** AVAILABLE AT SELECT LOCATIONS ONLY **

TAKE YOUR HELMET GAME TO THE NEXT LEVEL!

THE REVOLUTIONARY SUPER TACKS X WITH ITS 3D DIGITAL MANUFACTURING INNOVATION IS NOW GOING ALL OUT WITH A TOTAL CUSTOM EXPERIENCE.



STARTING WITH A PERSONALIZED HEAD SCAN, CCM GIVES YOU THE CHANCE TO WRAP YOUR HEAD IN A FULL NEST TECH 3D PRINTED LINER, ENGINEERED TO BEST PROTECT YOU WHILE GIVING YOU COMFORT LIKE YOU HAVE NEVER FELT BEFORE, MADE TO MEASURE JUST FOR YOU, JUST LIKE THE PROS.

THIS NEXT-GENERATION HELMET KEEPS YOU AT YOUR BEST THROUGHOUT YOUR GAME, WHILE OFFERING PREMIUM PROTECTION AND COMFORT.



TECH 001

SUPERIOR BREATHABILITY

INTRODUCING THE FIRST HELMET THAT NOT ONLY PROTECTS YOU, BUT HELPS YOU PERFORM AT YOUR BEST, FROM YOUR FIRST TO YOUR LAST SHIFT!

THE SUPER TACKS X HELMET WILL HELP YOU PLAY YOUR BEST HOCKEY FROM START TO FINISH.

THE UNIQUE 3D PRINTED NEST TECH LINER IS DESIGNED FOR MAXIMUM AIRFLOW TO KEEP YOUR HEAD COOL AND FEELING GREAT. WANT TO PLAY BETTER HOCKEY? SCIENTIFIC STUDIES SHOW* YOUR PERFORMANCE MAY IMPROVE WHEN YOUR HEAD TEMPERATURE IS REGULATED AND KEPT STEADY.

KEEP YOUR PERFORMANCE AT ITS PEAK: UNMATCHED BREATHABILITY MEANS YOUR BODY SPENDS LESS ENERGY COOLING ITSELF OFF, LEAVING YOU WITH MORE ENERGY TO MAKE THE BEST DECISIONS ON THE ICE.

NOT ONLY WILL THIS HELMET HELP IMPROVE YOUR PERFORMANCE THROUGHOUT THE GAME, IT WILL HELP YOU RECUPERATE FASTER BETWEEN SHIFTS AND INCREASE YOUR HOCKEY SENSE.



* THE EFFECT OF INTERMITTENT HEAD COOLING ON AEROBIC PERFORMANCE IN THE HEAT - JOURNAL OF SPORTS SCIENCE MEDICINE, WALTERS ET AL., 2017



TECH 002

PREMIUM COMFORT & FIT

NEST TECH LINER CONFORMS AND WRAPS YOUR HEAD IN A SOFT CONTINUOUS UNPARALLELED FIT.



TECH 003

ELITE PROTECTION



FULL NEST TECH 3D PRINTED LATTICE STRUCTURES ARE OPTIMALLY TUNED WITH VARIABLE DENSITIES AND GEOMETRIES AT SPECIFIC LOCATIONS THROUGH OUT THE LINER TO HELP DISTRIBUTE ALL TYPES OF HOCKEY IMPACTS IN KEY AREAS.



PERSONALIZED
HELMET STORAGE BAG
AND BADGE INSIDE
HELMET INCLUDED

[HTXCU]
**SUPER TACKS X
TOTAL CUSTOM**
HELMET

TOTAL CUSTOM -
AVAILABLE IN SELECT DEALERS

ELITE PROTECTION	100% FULL NESTTECH 3D PRINTED LINER	Entire liner consists of only NESTTECH 3D printed lattice structures, engineered and optimally tuned with variable densities and geometries at specific locations throughout the liner to help distribute all types of hockey impacts in key areas.
PREMIUM COMFORT	100% CUSTOM LINER WITH SUPERIOR BREATHABILITY	NESTTECH liner is 100% custom printed to your exact head shape, based on a full head scan, so it conforms and wraps your head in a soft, continuous unparalleled fit like no other, with the added benefit of maximum airflow to help keep your head cool, and your performance at its best.
ADJUSTMENT	TOOL-FREE FRONT-TO-BACK ADJUSTMENT SYSTEM	Shell remains adjustable in length should you wish to tweak it.
SHELL	SLEEK AESTHETICS AND REINFORCED SIDE IMPACT FRAME	A pro-approved look adopted by more NHL players than any other helmet in its launch year, so you can look like & feel the Pros.
COLORS:	CUSTOM - CHOOSE FROM 23 SHELL COLOR OPTIONS + CUSTOM LOGO, EAR LOOPS & CHINSTRAP COLORS	



HELMET STORAGE BAG INCLUDED

[HTSPTX]
SUPER TACKS X
HELMET

SIZES	HAT SIZES
S	52.5 - 57.0 CM / 6 1/2 - 7 1/8
M	55.5 - 60.0 CM / 7 - 7 1/2
L	58.5 - 63.0 CM / 7 3/8 - 8

PROTECTION	NESTTECH 3D PRINTED LINER + D30®	Innovative leading-edge 3D printed continuous fit liner is tuned with different geometries to best manage and help absorb all types of impacts in key locations + rate sensitive D30® Smart Material further helps distribute impact energy.
COMFORT	NESTTECH LINER + MULTI-DENSITY FOAMS	Offers the ultimate in comfort and fit as it conforms to the shape of your head like no other off-the-shelf helmet liner ever has.
ADJUSTMENT	TOOL-FREE FRONT-TO-BACK ADJUSTMENT SYSTEM	Easy to use front-to-back side adjustment with a wider size range for a customized snug fit.
SHELL	SLEEK AESTHETICS AND REINFORCED SIDE IMPACT FRAME	A pro-approved look with structure stiffness for added protection on sides.
COLORS		



[ACCTKXE]
SUPER TACKS HELMET PERSONALIZATION KIT

Allows players to give their new Super Tacks X helmet an even more custom look so the focus is on them. Change over the front and side logos to match your team colors, swap out your ear loops to match or contrast at will! And why not switch your chin strap for an even more unique look?

COMPATIBLE WITH HTXCU, HTSPTX AND HT910* HELMETS * EXCEPT SIDE LOGOS

- EACH KIT INCLUDES:
- 1x FRONT LOGO PLATE
 - 2x SIDE LOGO STICKERS
 - 2x EAR LOOPS WITH COLOR INSERTS
 - 1x CONTRASTING CHIN STRAP

COLORS		Each color set sold separately
--------	--	--------------------------------



i.Q.SHION GEL

[HT910 / HT910C]
TACKS 910 HELMET

SIZES	HAT SIZES
XS	51.5 - 55.5 CM / 6 1/2 - 7
S	52.5 - 57.0 CM / 6 5/8 - 7 1/8
M	55.5 - 60.0 CM / 7 - 7 1/2
L	58.5 - 63.0 CM / 7 3/8 - 8

PROTECTION	FLUID INSIDE POD MATRIX AND D30® TECHNOLOGY	Designed for an elite level of protection, to distribute impact energy and to help manage all types of impacts thanks to new Fluid Inside pods strategically placed in liner, combined with rate sensitive D30® Smart Material in key areas.
COMFORT	I.Q.SHION GEL MEMORY FOAM COMFORT LINER + DUAL DENSITY MOLDED FOAMS WITH SMOOTH CONTOUR EDGE	Offer a pro-level of comfort and fit with the added benefit of sweat management properties at the front.
ADJUSTMENT	ACTIVE STABILIZER AND TOOL-FREE ADJUSTMENT SYSTEM	Self-adjusting occipital support cushion and easy front-to-back side adjustment with a wider size range for a customized snug fit.
SHELL	OPTIMIZED AESTHETICS AND REINFORCED SIDE IMPACT FRAME	A pro-approved look with structure stiffness for added protection on sides.
COLORS		*Offered as a combo with FM780 (S-M-L) in Black

TACKS 720 HELMET



NEW AER-TEC THERMOREGULATION SYSTEM

BUILT WITH CCM'S INNOVATIVE AER-TEC THERMOREGULATION SYSTEM, THIS HELMET FOSTERS ENHANCED AIR CIRCULATION, SWEAT EVAPORATION AND REGULATION OF BODY HEAT, WHICH ALLOWS THE BODY'S CORE TEMPERATURE TO COOL QUICKER, HELPING YOU MAKE FASTER, BETTER DECISIONS WHEN IT COUNTS.



THE NEXT GENERATION OF HELMET TECHNOLOGY IS NOW MOVING DOWN THE LINE OF CCM HELMETS... INTRODUCING THE ALL-NEW TACKS 720 HELMET, INSPIRED BY OUR RECORD-BREAKING SUCCESS OF THE SUPER TACKS X HELMET.

SCIENCE HAS SHOWN THAT KEEPING YOUR HEAD COOL HELPS IMPROVE YOUR PERFORMANCE ON THE ICE. NOW THIS BENEFIT CAN BE FELT AT THIS POPULAR ELITE/COMPETITIVE LEVEL ALSO!

PLAYERS WILL FEEL LIGHTER AND COOLER THAN EVER - AND BE ABLE TO PLAY THEIR BEST GAME YET, ALL WHILE BEING WELL-PROTECTED.

FEEL COOLER PLAY SMARTER

TECH 001

PROTECTION

CCM'S BEST TECH COMES TOGETHER TO OFFER PREMIUM PROTECTION TESTED FOR AN ELITE/COMPETITIVE LEVEL OF PLAY - COMBINING MULTI-DENSITY FOAMS AND D3O® SMART MATERIAL IN KEY AREAS TO HELP DISTRIBUTE IMPACT ENERGY.

D3O®

TECH 002



NEST
TECH

BREATHABILITY

AER-TEC THERMOREGULATION SYSTEM POWERED BY NEST TECH AND VENTILATION CHANNELS KEEP THE AIRFLOW OPTIMIZED AS YOU PLAY, SO THAT YOU STAY FOCUSED AND PERFORM YOUR BEST EVERY SHIFT.

TECH 003

I.Q.SHION DRI

COMFORT

REDESIGNED WRAPAROUND COMFORT FIT WITH NO GAPS IN COVERAGE, A TOOL-FREE ADJUSTMENT ON THE SIDES FOR CUSTOM FIT AND AN IMPROVED I.Q.SHION DRI SWEAT MANAGEMENT SYSTEM SO NOTHING GETS IN THE WAY OF YOUR PLAY.

IN COLLABORATION WITH THE UNIVERSITY OF OTTAWA, CCM DEVELOPED A TESTING PROTOCOL TO MEASURE HOCKEY PLAYERS' PERFORMANCE DROP DUE TO OVERHEATING DURING PLAY.

RESULTS* SHOW PLAYERS WEARING AER-TEC EQUIPMENT NOT ONLY HAVE COOLER SKIN TEMPERATURE, BUT ALSO PERFORM BETTER (SKATE FASTER, MAKE THE RIGHT DECISIONS FASTER).

*COMPARED TO PLAYERS WEARING TRADITIONAL HOCKEY EQUIPMENT IN THE SAME CONDITIONS.



NEW

[HT720 / HT720C]

TACKS 720 HELMET

SIZES	HAT SIZES
S	51 - 56 CM / 6 3/8 - 7
M	55 - 58.5 CM / 6 7/8 - 7 3/8
L	58 - 62 CM / 7 1/4 - 7 3/4

COMFORT	AER-TEC THERMOREGULATION SYSTEM WITH NEST TECH + I.Q.SHION DRI	Innovative AER-TEC VENTILATION SYSTEM powered by NEST TECH and channels allow max airflow and keep your head cool and comfortable. New and improved I.Q.SHION DRI will not retain extra sweat at the forehead.
PROTECTION	NEST TECH + D30® + MULTI-DENSITY FOAM	Elite-level protection from combination of 3D printed NEST TECH in key areas plus rate sensitive D30® Smart Material and quality foams to help distribute impact energy.
ADJUSTMENT	ACTIVE STABILIZER AND TOOL-FREE ADJUSTMENT SYSTEM	Self-adjusting occipital support cushion and an easy front-to-back side adjustment provide a customized snug fit that stays in place.
SHELL	OPTIMIZED AESTHETICS AND REINFORCED SIDE IMPACT FRAME	A pro-approved look with structure stiffness on the sides for added protection.



I.Q.SHION DRI

COLORS

BLK	WHT	NVY	RYL	RED

*Offered as a combo with FM580 (S-M-L) in black

HT720 - LAUNCH DATE



[HT310 / HT310C]

TACKS 310 HELMET

SIZES	HAT SIZES
S	51 - 56 CM / 6 3/8 - 7
M	55 - 59 CM / 6 7/8 - 7 3/8
L	57 - 62 CM / 7 1/8 - 7 3/4

COMFORT / PROTECTION	I.Q.SHION FOAM COMFORT LINER WITH D30®	High level of protection and offers a premium level of comfort and fit.
ADJUSTMENT	SINGLE TOOL-FREE ADJUSTMENT	Easy adjustment at the back of the helmet for a customized snug fit.
SHELL	DESIGNED TO MAXIMIZE PROTECTIVE CAPABILITIES	A pro-preferred look with geometry that helps absorb impacts.



I.Q.SHION

COLORS

BLK	WHT	NVY	RYL	RED

*Offered as a combo with FM680 (S-M-L) in black



[HT210 / HT210C]

TACKS 210 HELMET

SIZES	HAT SIZES
XS	51.5 - 55.5 CM / 6 1/2 - 7
S	52.5 - 57.0 CM / 6 5/8 - 7 1/8
M	55.5 - 60.0 CM / 7 - 7 1/2
L	58.5 - 63.0 CM / 7 3/8 - 8

COMFORT / PROTECTION	DUAL DENSITY VN + EVA FOAM LINER	Developed for great comfort and impact protection, with fewer gaps in liner for a more head-hugging fit.
ADJUSTMENT	SINGLE TOOL-FREE ADJUSTMENT	Easy adjustment at the back of the helmet for a customized snug fit.
SHELL	DESIGNED TO MAXIMIZE PROTECTIVE CAPABILITIES	A sleek low profile look with geometry that helps absorb impacts.

COLORS

BLK	WHT	NVY	RYL	RED

*Offered as a combo with FM580 (S-M-L) in black



[HT70 / HT70C]
TACKS 70
HELMET

SIZES	HAT SIZES
S	52.5 - 57.0 CM / 6 5/8 - 7 1/4
M	56.0 - 60.0 CM / 7 - 7 1/2
L	58.5 - 62.0 CM / 7 3/8 - 7 3/4

COMFORT / PROTECTION	DUAL DENSITY LINER	Lightweight construction with full coverage dual density foam liner for top notch comfort and protection suitable for all ages, in a ventilated shell to help keep your head cool during play.
ADJUSTMENT	TOOL-FREE LENGTH ADJUSTMENT	Easy to use built-in Flip Clip adjustment on the side of the helmet for a customized fit and high level of comfort.
SHELL	HIGH DENSITY PE SHELL WITH INTEGRATED EAR COVERS	Modern, pro-approved look designed to help distribute recreational level impacts.

COLORS	 BLK	 WHT	 NVY	 RED COMBO ONLY	 RYL COMBO ONLY	*Offered as a combo with FM70 facemask in black



SR LINER

[HT70C]
TACKS 70 - JR / YT
COMBO ONLY

JUNIOR

DESIGNED SPECIFICALLY FOR PLAYERS FROM **7 TO 10 YEARS OLD**

SIZE	HAT SIZES
JR (ONE SIZE)	52.5 - 57 CM / 6 5/8 - 7 1/4

YOUTH

DESIGNED SPECIFICALLY FOR PLAYERS FROM **3 TO 7 YEARS OLD**

SIZE	HAT SIZES
YT (ONE SIZE)	49 - 53 CM / 6 1/8 - 6 2/3

COMFORT / PROTECTION	DUAL DENSITY LINER	Lightweight construction with full coverage dual density foam liner for optimal comfort and protection for young players in a ventilated shell to help keep their head cool during play.
ADJUSTMENT	TOOL-FREE KID-SPECIFIC ADJUSTMENTS	Easy tool-free adjustments for facemask height, plus quick-release chin strap buckle, and FlipClip helmet size adjustment on sides that kids and parents alike will appreciate.
SHELL	HIGH DENSITY PE SHELL WITH INTEGRATED EAR COVERS	Modern, pro-approved look designed to help distribute junior or youth specific impacts. Personalization sticker included to help identify each player. New ergonomic ear covers attached to rear shell to better align with ear as player grows.

COMBO OFFERED WITH FM70 FACEMASK IN SILVER

COLORS	 BLK	 WHT	 NVY	 RED	 PNK
--------	---	---	---	---	---



JR LINER



YT LINER





[HTMSPT / HTMSPTC]
MULTISPORT
 HELMET

SPECIFICALLY DESIGNED FOR SKATERS FROM 2 TO 7 YEARS OLD

SIZE
 YT (ONE SIZE)

HAT SIZES
 48.5 - 54 CM - 6 - 6 1/2

COMFORT/ PROTECTION	EPP LINER WITH BUILT-IN EAR COVERS	Full wraparound EPP liner to help distribute multiple impacts as your little one learns to skate.
ADJUSTMENT	TOOL-FREE ADJUSTABLE FIT	Interchangeable foam pads to easily adjust fit & sizing + built-in self-adjusting occipital support cushion + quick-release chin strap.
SHELL	HIGH IMPACT PROTECTIVE SHELL	Lightweight yet highly protective one-piece shell with ventilated design to help airflow.
OTHER	VERSATILE DESIGN FOR MANY SPORTS & ACTIVITIES	Integrated ponytail groove so kids with all hair types can play comfortably + convenient goggle holder clip at rear.
EN1080 CERTIFIED WITH GREEN BUCKLE		

COLORS



BKBK WHPK WHBK





[FMFV1]
FV1 FULL FACE
VISOR

SIZES SR
JR



CONSTRUCTION	IMPACT RESISTANT POLYCARBONATE WITH ANTI-FOG AND ANTI SCRATCH	High-quality material and finish offers a wide and unobstructed field of vision treated to resist fog build-up and scratches for extended durability on & off the ice.
DESIGN	OPTIMAL VENT PLACEMENT	Modern vent design maximizes air flow for great breathability during play.
CHIN CUP	MULTI DENSITY FOAM FLOATING CHIN CUP	Comfortable and snug fitting chin cup that keeps the protection where it should.
CERTIFICATION	CSA, HECC, CE	

HELMET STORAGE BAG INCLUDED

FITLITE		HTFL3DS			HTFL90		
		S	M	L	S	M	L
B2	FV1 JR	✓			✓		
B1	FV1 SR	✓	✓	✓	✓	✓	✓

TACKS		HT910			HT720 HT710			HT310			HT210 HT110		
		S	M	L	S	M	L	S	M	L	S	M	L
B2	FV1 JR	✓			✓			✓			✓		
B1	FV1 SR	✓	✓	✓	✓	✓	✓	✓	✓	✓	✓	✓	✓

TACKS		HTSPTX			HTSPTXCU		
		S	M	L	S	M	L
B2	FV1 JR	✓			✓		
B1	FV1 SR	✓	✓	✓	✓	✓	✓

BAUER		RE-AKT			RE-AKT 75			RE-AKT 150		
		S	M	L	S	M	L	S	M	L
B2	FV1 JR	✓			✓			✓		
B1	FV1 SR	✓	✓	✓	✓	✓	✓	✓	✓	✓



CERTIFICATION CSA, HECC, CE

VISOR HEIGHT 88 MM / 3.5 IN

COLOR CLEAR

[VRPRO]
VRPRO STRAIGHT SHORT VISOR

CONSTRUCTION	IMPACT RESISTANT POLYCARBONATE WITH ANTI-FOG, ANTI-SCRATCH AND ANTI-GLARE PROTECTION	High-quality material and finish offers an unobstructed field of vision in a clear tint so your focus stays on the game.
DESIGN	OPTIMAL STRAIGHT CUT	Modern look with pro-inspired close to nose fit.
ADJUSTMENT	TIME-SAVING INSTALLATION SYSTEM	Pre-set with patent-pending ACCVRPRO user-friendly system (screws, spacers and dual T-nuts) to quickly and easily install on your helmet so you can get on the ice faster.
CUSTOMIZABLE	HELMET STORAGE BAG + SIDE LOGO STICKERS	Includes breathable bag to protect visor once it's on your helmet, and 7 pairs of different color side logo stickers to customize your look. (includes color stickers: Red, Navy, Dark Green, Sunflower, Orange, Royal, Maroon)



[VR11]
VR11 SHORT CUT
VISOR + SPACER



CERTIFICATION - COLOR CLEAR
VISOR HEIGHT -

[VR11PRO]
VR11 PRO SHORT CUT
VISOR + SPACER



CERTIFICATION - COLOR CLEAR
VISOR HEIGHT -



[FM780]
780
FACEMASK

SIZES SR S, M, L
COLOR BLACK, GUNMETAL, WHITE

WIRES	THIN FLAT WIRES	Protective design of thin alloy bars provides maximum visibility.
CHIN CUP	MULTI DENSITY FOAM CHIN CUP WITH D3O® SMART MATERIAL	Designed to provide high levels of comfort, sweat management, and impact absorbing protection.



580
FACEMASK

SIZES SR S, M, L

WHITE INTERIOR/
BLACK EXTERIOR
BOOKING ONLY
[FM580BKW] BLACK
BOOKING ONLY
[FM580BK]
CHROME
BOOKING ONLY
[FM580CH] WHITE
BOOKING ONLY
[FM580WH]

WIRES	THIN ROUND WIRES	Protective design provides maximum visibility.
CHIN CUP	MULTI DENSITY FOAM CHIN CUP	Designed to provide high levels of comfort and protection.



[FM70]
70
FACEMASK

SIZES SR S, M, L
COLOR BLACK

WIRES	THIN ROUND WIRES	Lightweight protective design provides maximum line of sight.
CHIN CUP	FLOATING CONSTRUCTION COMFORT FOAM	Designed to move with you for enhanced comfort while offering a good level of protection.





VISOR SPACERS & SCREWS



TEMPLE POSTS
HELMET SCREWS
REAR SNAP BUTTON
REAR POSTS



FRONT POSTS
HELMET SCREWS
EARCOVERS
CHINSTRAPS + EARLOOPS



TOP CLIPS
CAGE SCREWS
J CLIPS
CAGE BUCKLE

ACCESSORIES	STYLE CODE	DESCRIPTION / COLOR	QUANTITY
FRONT POSTS	ACCHTPA	Helmet Front/Temple Post A	20
TEMPLE POSTS	ACCHTPA	Helmet Front/Temple Post A	20
REAR POSTS	ACCHTPJ	Helmet Rear Post J	20
CHINSTRAPS + EARLOOPS	ACCTKXE	Helmet Personalization Kit: front logo plate, side logo stickers, earloops with color inserts, white chinstrap. COLORS: Red, Royal, Orange, Kelly Green, Sunflower	10
	ACCHTSLA	Helmet Chinstrap + Earloops A - Choice of Black or White	10
EARCOVERS	ACCHTECA	Helmet Earcovers A - Available in S or M/L	5 PAIRS
	ACCHTECB	Helmet Earcovers B	5 PAIRS
REAR SNAP BUTTON	ACCHTRSA	Rear Snap button A	20
J CLIPS + SCREWS	ACCJC1	J Clips + Screws C	20
TOP CLIPS + SCREWS	ACCTCD	Top Clips + Screws D	20 10 PAIRS
HELMET SCREWS	ACCHTSA	Helmet Screw A (short) 5.8mm length	20
CAGE SCREWS	ACCHTSC	Cage Screw C (long) 8.9 mm length	20
VISOR SPACER + SCREWS	ACCVRPRO	Spacer Kit 2: 4 screws (2 long, 2 short), 2 spacers, 2 dual T-nuts	5 PAIRS
CAGE BUCKLE	ACCFMCLIPA	Cage Buckle Clip A	20

HELMET SIZE COMPARISON CHART

		SIZE RANGE (CM)																
		48	49	50	51	52	53	54	55	56	57	58	59	60	61	62	63	64
SUPER TACKS X	S																	
	M																	
	L																	
TACKS 910	XS																	
	S																	
	M																	
TACKS 720	S																	
	M																	
	L																	
TACKS 310	S																	
	M																	
	L																	
TACKS 210	XS																	
	S																	
	M																	
	L																	
TACKS 70	VT																	
	JR																	
	S																	
	M																	
	L																	
FL500	S/M																	
	L																	
MULTISPORT	VT																	



JETSPEED FT6 PRO GLOVES



NEW AER-TEC THERMOREGULATION SYSTEM

BUILT WITH CCM'S INNOVATIVE AER-TEC THERMOREGULATION SYSTEM, THESE GLOVES FOSTER ENHANCED AIR CIRCULATION, SWEAT EVAPORATION AND REGULATION OF BODY HEAT, WHICH ALLOWS THE BODY'S CORE TEMPERATURE TO COOL QUICKER, HELPING YOU MAKE FASTER, BETTER DECISIONS WHEN IT COUNTS.



INTRODUCING THE NEXT LEVEL OF COOL -

THE ALL-NEW FT6 PRO JETSPEED GLOVE LINE, DESIGNED TO OFFER MAXIMUM BREATHABILITY IN A HIGHLY MOBILE, LIGHTWEIGHT YET RELIABLE PROTECTIVE PACKAGE.

PLAYERS WILL FEEL LIGHTER AND COOLER THAN EVER - AND BE ABLE TO PLAY THEIR BEST GAME YET, ALL WHILE BEING WELL-PROTECTED.

THROUGH STRATEGICALLY-PLACED AER-TEC SUSPENSION MESH AND VENTILATION SYSTEMS, FT6 PRO GLOVES ALLOWS COOL AIR INTAKE & CIRCULATION, WITH SPACE THAT ALLOWS SWEAT TO EVAPORATE AND HOT AIR TO TRAVEL OUT.

CCM HAS REDUCED THE HOT SPOTS WHERE PLAYERS FEEL THE MOST HEAT ACCUMULATION DURING PLAY, SUCH AS THE HANDS.

NOW YOU CAN FOCUS ON MAKING THE BEST MOVES FROM HEAD TO TOE, FROM START TO FINISH.

FEEL COOLER PLAY SMARTER

TECH 001

COMFORT

IMPROVED OFF-THE-SHELF COMFORT AND FEEL, THAT LASTS GAME AFTER GAME IN OUR MOST DURABLE CONSTRUCTION YET.

TECH 002

BREATHABLE

WHEN YOUR HANDS GO TO WORK, AER-TEC DOES ITS PART BY PROVIDING EXTRA AIRFLOW TO KEEP YOUR HANDS DRY WHILE YOU LIGHT IT UP.

TECH 003

MOBILE

FULL RANGE OF MOTION WITHOUT SACRIFICING PROTECTION FOR THOSE SWEET DANGLES.

IN COLLABORATION WITH THE UNIVERSITY OF OTTAWA, CCM DEVELOPED A TESTING PROTOCOL TO MEASURE HOCKEY PLAYERS' PERFORMANCE DROP DUE TO OVERHEATING DURING PLAY.

RESULTS* SHOW PLAYERS WEARING AER-TEC EQUIPMENT NOT ONLY HAVE COOLER SKIN TEMPERATURE, BUT ALSO PERFORM BETTER (SKATE FASTER, MAKE THE RIGHT DECISIONS FASTER).

*COMPARED TO PLAYERS WEARING TRADITIONAL HOCKEY EQUIPMENT IN THE SAME CONDITIONS.



NEW
[HGFT6PRO]
JETSPEED FT6 PRO
GLOVES

SIZES SR 13", 14", 15"
JR 11", 12"



NEW
[HGFT6]
JETSPEED FT6
GLOVES

SIZES SR 13", 14", 15"
JR 10", 11", 12"



NEW
[HG680]
JETSPEED FT680
GLOVES

SIZES SR 13", 14", 15"
JR 10", 11", 12"

CONSTRUCTION	CONSTRUCTION	CONSTRUCTION
AER-TEC THERMOREGULATION SYSTEM + PRO-APPROVED POLYESTER + SYNTHETIC LEATHER AER-TEC powered system allows maximum breathability and airflow. Durable, lightweight construction optimized for pro-level of play, with a new backroll design that follows a perfectly anatomical shape.	AER-TEC THERMOREGULATION SYSTEM + PRO-APPROVED POLYESTER AER-TEC powered system allows maximum breathability and airflow. Lightweight construction with a new back roll design that follows a perfectly anatomical shape, ideal for an elite or competitive level player.	PRO-QUALITY MESH + LIGHTWEIGHT POLYESTER Lightweight and incredibly durable, in an anatomical back roll design ideal for competitive play.
AER-TEC SUSPENSION SYSTEM MESH LINER TREATED WITH POLYGIENE & ODOR CRUNCH Max ventilation and mesh lining for cooling and evaporation to help keep hands dry. Absorbs less sweat to stay light and provides instant & long-lasting comfort.	AER-TEC SUSPENSION SYSTEM MESH LINER TREATED WITH POLYGIENE & ODOR CRUNCH Max ventilation and mesh lining for cooling and evaporation to help keep hands dry. Absorbs less sweat to stay light and provides instant & long-lasting comfort.	LAMINATED LINER WITH PU FOAM CUSHIONING Soft feel from the start for great comfort.
PREMIUM ZOTEFOAM® + HIGH DENSITY PE FOAM + PE INSERTS + PU FOAM CUSHIONING Offering the best protection-to-weight ratio: extremely lightweight construction with pro-level protection, and three-piece index for max dexterity.	PRO-LEVEL HIGH-DENSITY PE FOAM + PE INSERTS + PU FOAM CUSHIONING Lightweight construction yet high level protection and three-piece index for maximum dexterity.	PE FOAM + PE INSERTS Lightweight high quality protective foam and plastic inserts.
AER-TEC VENTILATION SYSTEM + PREMIUM ZOTEFOAM® + HIGH DENSITY PE FOAM + PE INSERTS 3 ventilated ports on back of hand for optimal airflow along with pro-level protection.	AER-TEC VENTILATION SYSTEM + PRO-LEVEL PE FOAM + HIGH DENSITY PE FOAM + PE INSERTS 2 ventilated ports on back of hand for optimal airflow along with elite-level protection.	PE FOAM + PE INSERTS Premium foam and inserts deliver lightweight, top-notch protection.
PRO FLEXTHUMB - FROM SIZE 11" 2-piece thumb delivers better mobility and an incredible grip on your stick with ventilated mesh in back of thumb for added airflow where you really feel it.	PRO FLEXTHUMB - FROM SIZE 11" 2-piece thumb delivers better mobility and an incredible grip on your stick with ventilated mesh in back of thumb for added airflow where you really feel it.	PRO FLEXTHUMB - FROM SIZE 11" Increased mobility for a better grip.
SENSALAST PRO PALM: PRO CLARINO BASE PALM + SENSALAST REINFORCEMENT WITH EMBOSSED TEXTURE + TREATED WITH POLYGIENE & ODOR CRUNCH Seamless palm-to-cuff transition inside & out for ultimate comfort, combined with a pro-feel palm providing an optimal interaction with your stick.	SENSALAST PALM + REINFORCEMENT WITH EMBOSSED TEXTURE + TREATED WITH POLYGIENE & ODOR CRUNCH Soft feel seamless palm-to-cuff transition inside & out, combined with a pro-feel palm allowing ultimate stickhandling with high-caliber durability and grip.	SENSALAST PALM + SUBLIMATED REINFORCEMENT Soft feel and enhanced durability.
SHORT PRE-ANGLED OPEN FLEXCUFF + FLOFOAM CUSHIONING Allows for unrestricted wrist movements, flexibility and protection plus breathable protection.	SHORT PRE-ANGLED OPEN CUFF Enhanced range of wrist movements and protection.	SHORT PRE-ANGLED ONE-PIECE OPEN CUFF Unrestricted wrist movement, plus augmented flexibility and protection.
POLYGIENE + ODOR CRUNCH TREATED SUBLIMATED LINER Superior quality liner that feels great and helps you stay dry with enhanced antibacterial and odor fighting treatments to help keep your gloves feeling fresh.	POLYGIENE + ODOR CRUNCH TREATED SUBLIMATED LINER Superior quality liner that feels great and helps you stay dry with enhanced antibacterial and odor fighting treatments to help keep your gloves feeling fresh.	COLORS



HGFT6PRO - LAUNCH DATE

HGFT6 - LAUNCH DATE

HG680 - LAUNCH DATE



NEW

[HGNEXT23]

CCM NEXT
GLOVES

SIZES SR 13", 14", 15"
JR 10", 11", 12"

NEW

[HGNEXT23]

CCM NEXT - YOUTH
GLOVES

SIZES YT 8", 9"

CONSTRUCTION **LIGHTWEIGHT POLYESTER**
Durable construction built from high-quality material in our simplest back roll design giving a more anatomical fit, ideal for recreation play at any age.

CONSTRUCTION **LIGHTWEIGHT POLYESTER**
Durable construction built from high quality materials suited to a child's recreational level of play.

LINER **SUBLIMATED LINER WITH PU CUSHION FOAM**
Soft feel from the start.

LINER **SUBLIMATED LINER WITH PU CUSHION FOAM**
Soft and comfortable feel.

FINGERS **PE FOAM + PE INSERTS**
Lightweight high quality protection, increased mobility.

FINGERS **PE FOAMS WITH 2-PIECE FINGERS**
High-level foam protection.

BACKHAND **PE FOAM + PE INSERTS**
High quality foam and plastics for good backhand protection.

BACKHAND **PE FOAMS**
High quality protection, increased mobility design.

THUMB **FLEXTHUMB - FROM SIZE 11"**
Great protection and mobility.

PALM **SUBLIMATED SENSALAST PALM**
Soft feel and enhanced durability.

PALM **SUBLIMATED SENSALAST PALM + REINFORCEMENT**
Soft feel and enhanced durability.

CUFF **OPEN CUFF**
Freedom of movement, plus augmented flexibility and protection.

CUFF **SHORT PRE-ANGLED ONE-PIECE OPEN CUFF**
Unrestricted wrist movement, plus augmented flexibility and protection.

COLORS

COLORS



HGNEXT23 - LAUNCH DATE

HGNEXT23 - YT - LAUNCH DATE



[HG4RP2]
TACKS 4R PRO²
GLOVES



SIZES SR 13", 14", 15"
JR 10", 11", 12"

CONSTRUCTION	PRO-APPROVED POLYESTER + PU LEATHER	Maximized durability with a classic 4 roll backhand look in a looser fitting profile.
LINER	POLYGIENE [®] TREATED LINER	Soft, comfortable and treated with anti-microbial Polygiene [®] to help control odor-causing bacteria.
FINGERS / BACKHAND	DUAL DENSITY FOAM WITH PE INSERTS + D30 [®] SMART MATERIAL BACKHAND	Pro-level protection and shock absorbency around the entire hand with added D30 [®] Smart Material on the backhand.
THUMB	PRO FLEXTHUMB - SR ONLY	Two-piece thumb delivers better mobility and an incredible grip on your stick.
PALM	NASH PALM WITH NASH REINFORCEMENT	An enhanced feel for your stick, plus superior durability and comfort.
CUFF	SEGMENTED FLEXCUFF WITH PE INSERTS	Open segmented cuff for major freedom of movement, flexibility and protection.

COLORS



BKBK

NVNV

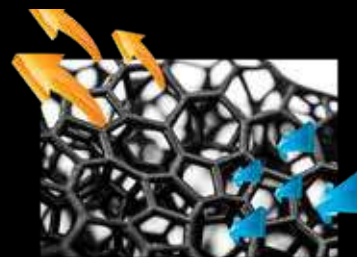
RDRD

NEST TECH

NEST TECH TECHNOLOGY

3D PRINTED PADDING ENGINEERED WITH OPTIMIZED GEOMETRIES OFFERS:

- Elite level of protection
- Unmatched breathability to help keep you cool and your performance at its peak
- Added ventilation to help your gear dry faster



WHAT IS D30[®]



D30[®] uses a combination of patented, patent-pending and proprietary technologies to make rate sensitive, soft, flexible materials with high shock absorbing properties. It offers the thinnest and most advanced protection against impact. D30[®] materials are made using a combination of advanced polymer chemistry and cutting-edge design. The materials are soft and flexible, with no compromise on comfort, but react differently when force is applied. D30[®] absorbs and dissipates energy during an impact, reducing the amount of force transmitted to your body compared to standard foams.

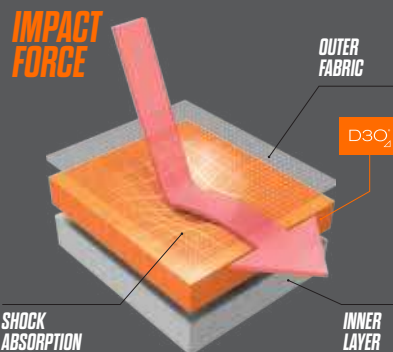
HOW D30[®] TECHNOLOGIES WORK



HOW D30[®] MATERIALS WORK

D30[®] has a unique molecular structure; in standard conditions, the molecules flow freely allowing the material to remain soft and flexible, but on impact, they lock together to absorb and dissipate the impact energy and reduce the transmitted force. The molecules instantly return to their flexible state. D30[®] is strain-rate sensitive, which means the stronger the impact, the more the molecules react, providing great protection.

CCM uses D30[®] Smart Material in key areas that require the highest degree of protection and comfort due to its many excellent properties. D30[®] materials allow CCM products to remain lightweight and manage various types of impacts often experienced in hockey.



PROTECTED BY
D30[®]



[HGAS5PRO]
TACKS AS-V PRO
GLOVES

SIZES SR 13", 14", 15"
JR 11", 12"

CONSTRUCTION	MAX PROTECTION ASD (ANATOMICAL SHIELD DESIGN) WITH PRO APPROVED POLYESTER + PU LEATHER	Pro-level protection in a highly mobile and roomy design paired with great tech to keep your hands comfortable and ready for whatever the game brings.
LINER	POLYGIENE + ODOR CRUNCH TREATED LINERS AND COMFORT FOAMS	Soft and comfortable foam with enhanced antibacterial and odor fighting treatments to help keep your gloves feeling fresh.
FINGERS	DUAL LAYER WITH PREMIUM HIGH DENSITY PE FOAM + PE PLASTIC INSERTS + NASH FINGERTIPS + 3 PIECE INDEX	Pro-level protection with construction that allows for optimal freedom of movement, dexterity and durability.
BACKHAND	VENTILATED NEST TECH BASE + INTEGRATED IMPACT PROTECTION PLATE WITH D30 (BACKPLATE & KNUCKLES)	Pro-level impact protection + VENT TECH breathability allows for better air flow helping your hands stay cool and protected in a lightweight sleek pro-inspired look.
THUMB	PRO FLEXTHUMB - FROM SIZE 11"	2-piece flexible thumb delivers better mobility and an incredible grip on your stick.
PALM	POLYGIENE + ODOR CRUNCH TREATED DURA-PALM PRO SUBLIMATED AX SUEDE + REINFORCEMENT	Pro-feel AX Suede palm and reinforcement with antibacterial and odor-fighting treatments help keep hands comfortable and fresh with a durable grip.
CUFF	FLEXMOTION SEGMENTED OPEN CUFF	Shorter open anatomical cuff allows for great freedom of movement while staying protected.
OTHER	SUBLIMATED LINER INSIDE CUFF	Superior quality liner that feels great from start to finish.

COLORS



BKWH NVWH BKRW



NVRW BKGD



Polygiene®



[HGAS5PRO]
TACKS AS-V PRO
YOUTH GLOVES



SIZES YT 8", 9"

CONSTRUCTION	ASD (ANATOMICAL SHIELD DESIGN) WITH LIGHTWEIGHT POLYESTER	Competitive level protection with high quality materials.
LINER	LAMINATED LINER WITH PU CUSHION FOAM	Soft and comfortable feel that lasts.
FINGERS	PE FOAMS WITH 2-PIECE INDEX	Designed for a better grip on the stick while protecting in comfort.
BACKHAND	INTEGRATED PRO-STYLE IMPACT PROTECTION PLATE WITH D30®	High level protection.
PALM	WATER-REPELLENT NASH PALM WITH DURABLE AX SUEDE REINFORCEMENT	High level feel, top quality durability and comfort to help keep small hands dry.
CUFF	OPEN CUFF	Freedom of movement, plus augmented flexibility and protection.
OTHER	SUBLIMATED LINER INSIDE CUFF	Superior quality comfort liner that helps airflow to keep you dry.

COLORS



BKWH



Polygiene®

D30®

[HGAS5]
TACKS AS-V
GLOVES

SIZES SR 13", 14", 15"
JR 10", 11", 12"

CONSTRUCTION	MAX PROTECTION ASD (ANATOMICAL SHIELD DESIGN) WITH PRO APPROVED POLYESTER + PU LEATHER	Pro-level protection in a highly mobile and roomy design paired with great tech to keep your hands comfortable and ready for whatever the game brings.
LINER	POLYGIENE + ODOR CRUNCH TREATED LINERS AND COMFORT FOAMS	Soft and comfortable foam with enhanced antibacterial and odor fighting treatments to help keep your gloves feeling fresh.
FINGERS	DUAL LAYER WITH PREMIUM HIGH DENSITY PE FOAM + PE PLASTIC INSERTS + NASH FINGERTIPS + 3 PIECE INDEX	Pro-level protection with construction that allows for optimal freedom of movement, dexterity and durability.
BACKHAND	VENTILATED NEST TECH BASE + INTEGRATED IMPACT PROTECTION PLATE WITH D30® (BACKPLATE & KNUCKLES)	Pro-level impact protection + VENT TECH breathability allows for better air flow helping your hands stay cool and protected in a lightweight sleek pro-inspired look.
THUMB	PRO FLEXTUMB - FROM SIZE 11"	2-piece flexible thumb delivers better mobility and an incredible grip on your stick.
PALM	POLYGIENE + ODOR CRUNCH TREATED DURA-PALM PRO SUBLIMATED AX SUEDE + REINFORCEMENT	Pro-feel AX Suede palm and reinforcement with antibacterial and odor-fighting treatments help keep hands comfortable and fresh with a durable grip.
CUFF	FLEXMOTION SEGMENTED OPEN CUFF	Shorter open anatomical cuff allows for great freedom of movement while staying protected.
OTHER	SUBLIMATED LINER INSIDE CUFF	Superior quality liner that feels great from start to finish.

COLORS



BKWH RYRW BKRW BKOR BKGD



NVSF NVWH NVRW RYWH RDWH



[HGAS580]
TACKS AS 580
GLOVES

D30®

SIZES SR 13", 14", 15"
JR 10", 11", 12"

CONSTRUCTION	ASD (ANATOMICAL SHIELD DESIGN) WITH LIGHTWEIGHT POLYESTER	Competitive-level construction with high quality materials and great mobility built in.
LINER	LAMINATED LINER WITH PU CUSHION FOAM	Soft and comfortable game-ready feel.
FINGERS	DUAL-DENSITY FOAM WITH PE INSERTS + 3 PIECE INDEX	Top caliber protection with construction that allows for enhanced freedom of movement and dexterity.
BACKHAND	INTEGRATED IMPACT PROTECTION PLATE + D30® IN KNUCKLES	Competitive-level impact protection in a pro-inspired look.
THUMB	PRO FLEXTUMB (SR)	2-piece flexible thumb delivers better mobility and an incredible grip on your stick.
PALM	NASH PALM WITH NASH REINFORCEMENT	An enhanced feel for your stick, plus superior durability and comfort.
CUFF	FLEXMOTION SEGMENTED OPEN CUFF	Shorter open anatomical cuff allows for great freedom of movement while staying protected.
OTHER	SUBLIMATED LINER INSIDE CUFF	Superior quality liner that feels great from start to finish.


COLORS



BKWH BKRW NVWH BKOR



BKGD NVRW



AER-TEC TOTALDRI

CCM TOTALDRI HAS BEEN ENHANCED WITH AER-TEC TECHNOLOGY TO OPTIMIZE FABRIC WICKING AND PROVIDE STRATEGIC AERATION ZONES TO EVAPORATE SWEAT AND ALLOW THE BODY TO COOL QUICKER.

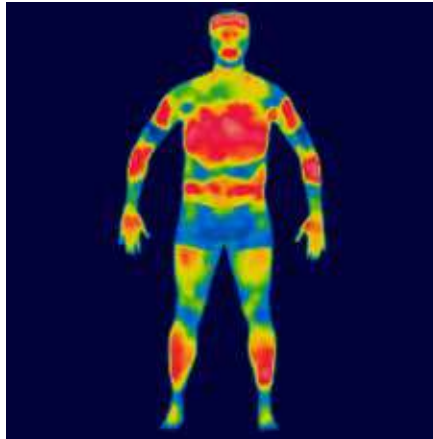
AER-TEC SUSPENSION SYSTEM

CCM'S NEW AER-TEC SUSPENSION SYSTEM CREATES SPACES WHICH ALLOW COOL AIR TO CIRCULATE THROUGH THE EQUIPMENT WHICH IN TURN PROMOTES SWEAT EVAPORATION AND ALLOWS HOT AIR TO ESCAPE.

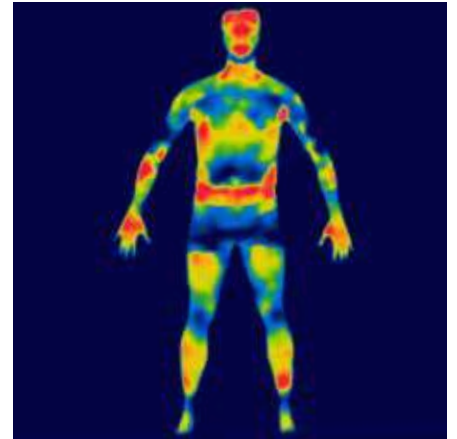
AER-TEC VENTILATION SYSTEM

STRATEGICALLY PLACED AIR PORTS IN GEAR ALLOW FOR OPTIMAL AIR FLOW TO PROMOTE SWEAT EVAPORATION OFF OF THE BODY THANKS TO CCM'S NEW AER-TEC VENTILATION SYSTEM..

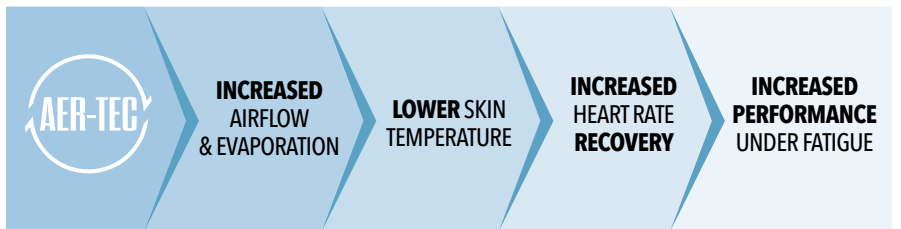
FEEL COOLER PLAY SMARTER



THERMAL IMAGE
**WITHOUT
AER-TEC***

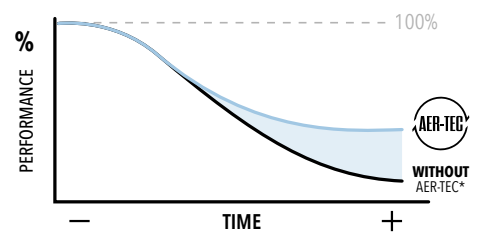


THERMAL IMAGE
**WITH
AER-TEC**

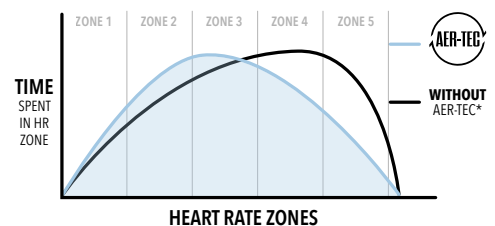


AER-TEC IS THE LATEST CCM TECHNOLOGY THAT WAS DESIGNED AND ENGINEERED TO PROMOTE THERMOREGULATION FOR PLAYERS AND GOALIES. THE TECHNOLOGY IS BUILT INTO BASE LAYER TOP AND BOTTOMS, PROTECTIVE EQUIPMENT FOR PLAYERS AND GOALIES, AND IN THE NEWEST GAMEWEAR JERSEYS AND SOCKS. THE TECHNOLOGY FUNCTIONS ON ITS OWN IN EACH PIECE OF GEAR, BUT ALSO MORE EFFICIENTLY IN SYNERGY AS A SYSTEM BETWEEN ALL LAYERS OF GEAR. THE ABSORPTION, EVAPORATION AND VENTILATION OF THE GEAR ALLOWS THE BODY'S CORE TEMPERATURE TO COOL QUICKER, HELPING YOU MAKE FASTER, BETTER DECISIONS WHEN IT COUNTS.

YOU'LL NOTICE THE DIFFERENCE ONCE YOU'RE REALLY GOING ALL OUT ON THE ICE. AER-TEC KEEPS YOUR BODY TEMPERATURE REGULATED AND COOL, WHICH HELPS KEEP YOUR PERFORMANCE FROM DECLINING AND ALLOWS YOU TO STAY AT THE TOP OF YOUR GAME. SAY GOODBYE TO WET GEAR AND OVERHEATING. SAY HELLO TO THE NEWEST TECHNOLOGY IN PERFORMANCE.



AER-TEC HELPS REGULATE YOUR BODY TEMPERATURE AND KEEP YOU COOL SO YOU CAN PERFORM BETTER UNDER FATIGUE.



AER-TEC REDUCES THE AMOUNT OF TIME SPENT NEAR YOUR MAX HEART RATE


* THERMAL IMAGES TAKEN AFTER HOCKEY GAME SIMULATION TESTING PROTOCOL. TESTING WAS PERFORMED ON AER-TEC GEAR (SIZE SR, L JET SPEED FT6 PRO PROTECTIVE, 2023 BASE LAYERS, 7000 GA AMEWEAR JERSEY AND SOCKS) VERSUS PREVIOUS MODELS OF CCM PROTECTIVE, BASE LAYERS AND GAMEWEAR GEAR.

POLYGIENE® TECHNOLOGY

POLYGIENE® IS THE MARKET LEADING INGREDIENT BRAND FOR STAYS FRESH SOLUTIONS. WITH POLYGIENE STAYS FRESH® TECHNOLOGY/TECHNOLOGIES, ENJOY FRESH-ALL-DAY CONFIDENCE. POLYGIENE MAKES YOUR PRODUCTS STAY FRESH AND LAST LONGER.

WITHOUT POLYGIENE COMBINATION
ODOR MOLECULES (SMOKE, FOOD, BODY ETC) AND MICROBES SETTLE IN MATERIAL AND MULTIPLY

WITH POLYGIENE COMBINATION
ODORCRUNCH & BIOSTATIC TECHNOLOGIES ELIMINATE ODOR MOLECULES AND STOP ODOR CAUSING BACTERIA



Polygiene®

POLYGIENE BIOSTATIC™ STAYS FRESH TECHNOLOGY

MAKES YOUR PRODUCTS STAY FRESH, WHICH MEANS THAT YOU CAN ENJOY FRESH- ALL-DAY CONFIDENCE, AS WELL AS WEAR YOUR PRODUCTS MORE AND WASH THEM LESS. SAVING YOU TIME, WATER AND WASTE - AND NOT LEAST, THE PRODUCT ITSELF.

POLYGIENE ODORCRUNCH™ STAYS FRESH TECHNOLOGY

IS A NATURAL PRODUCT THAT CONSISTS OF THE MAIN INGREDIENT IN SAND (SILICA). ODOR MOLECULES ARE EFFICIENTLY CAPTURED AND PERMANENTLY ELIMINATED - KEEPING THE PRODUCT FRESH, REDUCING THE NEED TO WASH, AND THEREFORE MAKING IT LAST LONGER.

USED IN KEY AREAS WHERE IT COUNTS



[SGFT6PRO]
JETSPEED FT6 PRO
SHIN GUARD



[SGFT6]
JETSPEED FT6
SHIN GUARD



[HGFT6PRO]
JETSPEED FT6 PRO
GLOVES



[HGFT6]
JETSPEED FT6
GLOVES



[HGAS5PRO]
TACKS AS-V PRO
GLOVES



[HGAS5]
TACKS AS-V
GLOVES



[HG4RP2]
TACKS 4R PRO²
GLOVES



[SPFT6PRO]
JETSPEED FT6 PRO
SHOULDER PADS



[SPFT6]
JETSPEED FT6
SHOULDER PADS



**MEN AND WOMEN'S
NEW BASE LAYERS**
SEE PAGES: 162-165

JETSPEED FT6 PRO PANTS



NEW AER-TEC THERMOREGULATION SYSTEM

BUILT WITH CCM'S INNOVATIVE AER-TEC THERMOREGULATION SYSTEM, THE NEW JETSPEED PANTS HAVE BEEN REDESIGNED TO FOSTER ENHANCED AIR CIRCULATION, SWEAT EVAPORATION AND REGULATION OF BODY HEAT, WHICH ALLOWS THE BODY'S CORE TEMPERATURE TO COOL QUICKER, HELPING YOU MAKE FASTER, BETTER DECISIONS WHEN IT COUNTS.



THE FUTURE IS NOW INTRODUCING THE ALL-NEW JETSPEED FT6 PRO PANTS LINE. DESIGNED TO OFFER MAXIMUM BREATHABILITY FOR BETTER DECISION-MAKING, WHILE STILL OPTIMIZING MOBILITY AND PROTECTION. PLAYERS WILL FEEL LIGHT, COMFORTABLE AND COOL WHILE THEIR OPPONENTS TRY TO KEEP UP!

FEEL COOLER PLAY SMARTER

TECH 001

AER-TEC INSIDE

THE NEW FT6 PRO HOCKEY PANTS HAVE BEEN REDESIGNED TO MAXIMIZE THE SCIENTIFICALLY-PROVEN BENEFITS OF THERMOREGULATION.

TECH 002

LIGHTWEIGHT

PROTECTION THAT WON'T WEIGH YOU DOWN, WITHOUT SACRIFICING PROTECTION.

TECH 003

BREATHABLE

AER-TEC PROVIDES MAXIMUM VENTILATION WHILE YOU BLOW PAST THE OPPONENT.

TECH 004

MOBILE

PLAY WITH AN EDGE, PLAY WITH SPEED AND MAKE YOUR MOVE WITH CONFIDENCE.

IN COLLABORATION WITH THE UNIVERSITY OF OTTAWA, CCM DEVELOPED A TESTING PROTOCOL TO MEASURE HOCKEY PLAYERS' PERFORMANCE DROP DUE TO OVERHEATING DURING PLAY.

RESULTS* SHOW PLAYERS WEARING AER-TEC EQUIPMENT NOT ONLY HAVE COOLER SKIN TEMPERATURE, BUT ALSO PERFORM BETTER (SKATE FASTER, MAKE THE RIGHT DECISIONS FASTER).

*COMPARED TO PLAYERS WEARING TRADITIONAL HOCKEY EQUIPMENT IN THE SAME CONDITIONS.



NEW

[HPFT6PRO]

JETSPEED FT6 PRO

PANTS

SIZES SR S, M, L, XL



NEW

[HPFT6]

JETSPEED FT6

PANTS

SIZES SR S, M, L, XL

JR S, M, L



CONSTRUCTION AER-TEC THERMOREGULATION SYSTEM
AER-TEC thermoregulation system with maximized air intake in shell and belly pad and air channels for maximum breathability. Tapered profile for a connected feel, in a reduced weight yet durable and flexible design, ideal for a fast-moving elite player.

CONSTRUCTION AER-TEC THERMOREGULATION SYSTEM
AER-TEC thermoregulation system with maximized air intake in shell and belly pad for maximum breathability. Tapered profile for a connected feel, in a reduced weight yet durable and flexible design, perfect for a nimble competitive team player.

ADJUSTMENT EASY FIT ENTRY WITH BUILT-IN INTERNAL ANTI-TWIST BELT SYSTEM + 1" ZIPPER
Wide front opening with stretchy functional panels for a seamless adjustment and vast range of movement. Features an integrated wider durable belt that will not twist and hidden +1" length-adjusting zipper that allows for a custom comfort fit that stays put.

ADJUSTMENT EASY FIT ENTRY WITH BUILT-IN INTERNAL BELT SYSTEM + 1" ZIPPER
Wide front opening with stretchy functional panels for a seamless adjustment and vast range of movement. Features an integrated wider durable belt and hidden +1" length-adjusting zipper for a custom fit and optimized comfort.

LINER DRYFOAM TECHNOLOGY WITH SOFT LAMINATED WATER REPELLENT LINING
Premium sublimated liner absorbs less sweat so you can stay dry and keep your equipment lightweight.

LINER DRYFOAM TECHNOLOGY WITH SOFT LAMINATED WATER REPELLENT LINING
Premium sublimated liner absorbs less sweat so you can stay dry and keep your equipment lightweight.

HIP / KIDNEY MOLDED PE CAPS WITH VENTED FOAM BASE + AER-TEC VENTILATION SYSTEM + ANATOMICAL KIDNEY BREAK
FLOFOAM pads form channels on inside of hip pads with a kidney contour design for maximum comfort and pro level protection. Added AER-TEC ventilation system to help keep you cool and dry.

HIP / KIDNEY MOLDED PE CAPS WITH VENTED FOAM BASE + ANATOMICAL KIDNEY BREAK
Elite-level impact protection with an anatomical kidney contour design for maximum comfort.

BACK PROTECTION FLOATING SPINE PROTECTOR + INJECTION MOLDED HYBRID SPINE SHIELD WITH HD FOAM AND VENTILATION PORTS + VENTED TAILBONE PAD
Pro-level spine protection with added ventilation exhaust system for superior breathability with segmented tailbone pad for pro-level mobility.

BACK PROTECTION FLOATING SPINE PROTECTOR + INJECTION MOLDED HYBRID SPINE SHIELD + VENTILATED TAILBONE PAD
Elite-level spine protection with added ventilation exhaust system for breathability + segmented tailbone pad for pro-level mobility.

THIGH GUARDS LIGHTWEIGHT HD FOAM THIGH GUARDS + LEG ZIPPER
Lightweight pro-level protection with floating thigh guards allowing custom embroidery, plus inner leg zipper to widen as needed.

THIGH GUARDS LIGHTWEIGHT FOAM + MOLDED PE PLASTIC + LEG ZIPPER
High-level protection with floating thigh guards + plus inner leg zipper to widen as needed.

SHELL 400D NYLON + 400D TEXTURED NYLON SIDE PANEL REINFORCEMENT + POLYESTER
Made of premium Nylon reinforced in all the important areas, with a pro cut -1" length in back of the legs and repositioned inner leg zipper to reduce friction during cross-overs, plus a max airflow construction.

SHELL 400D NYLON + 400D TEXTURED NYLON SIDE PANEL REINFORCEMENT + POLYESTER
Made of premium Nylon reinforced in all the important areas, with a pro cut -1" length in back of the legs and repositioned inner leg zipper to reduce friction during cross-overs, for overall improved durability and airflow.

COLORS



BLACK

NAVY

RED

HPFT6PRO - LAUNCH DATE

COLORS



BLACK

NAVY

RED

HPASS - LAUNCH DATE



NEW
[HPNEXT23]
CCM NEXT
PANTS

SIZES SR S, M, L, XL
JR S, M, L

CONSTRUCTION ANATOMICAL FIT RECREATIONAL LEVEL PANTS
Durable and lightweight, ideal for a recreational player of any age.

ADJUSTMENT LACE FRONT AND PADDED BELT
Comfortable stretch crotch and easy to adjust.

LINER SUBLIMATED COMFORT LINER
Rich liner in tailpad for instant and lasting comfort.

HIP / KIDNEY MOLDED PE CAP + PE FOAM
Good level impact protection in the kidney area.

BACK PROTECTION PE FOAM + PE INSERT SPRIN PROTECTOR
Impact protection in lower back.

THIGH GUARDS MOLDED PE PLASTIC + PE FOAM
Reliable protection adapted for recreational hockey.

SHELL HIGH QUALITY 210D NYLON + LIGHTWEIGHT POLYESTER
Durable construction.

COLORS



BLACK NAVY RED

HPNEXT23 - LAUNCH DATE

NEW
[HPNEXT23]
CCM NEXT - YOUTH
PANTS

SIZES YT S, M, L

CONSTRUCTION ANATOMICAL FIT RECREATIONAL LEVEL PANTS
Durable and lightweight, ideal for a recreational player of any age.

ADJUSTMENT LACE FRONT AND PADDED BELT
Comfortable stretch crotch and easy to adjust.

LINER SUBLIMATED COMFORT LINER
Rich liner in tailpad for instant and lasting comfort.

HIP MOLDED PE CAPS
Good level of protection designed to disperse impact force away from the hip joint.

BACK PROTECTION PE INSERT SPINE PROTECTOR
Comfortable impact protection in the lower back.

THIGH GUARDS MOLDED PE PLASTIC + PE FOAM
Great impact protection around the legs.

SHELL HIGH QUALITY 210D NYLON + LIGHTWEIGHT POLYESTER
Durable construction.

COLORS



BLACK NAVY RED

HPNEXT23 - YT - LAUNCH DATE



[PGJS]

JETSPEED GIRDLE

SIZES SR S, M, L, XL
JR M, L

CONSTRUCTION	PRO 400D NYLON WITH SIDE PANEL REINFORCEMENT	Sublimated liner with Dry Foam technology to keep the product lightweight.
ADJUSTMENT	ADJUSTABLE THIGH GUARD (LENGTH / WIDTH)	Easily customizable fit for an excellent level of comfort.
HIP / THIGH	PE-MOLDED CAP + MID-DENSITY FOAM	Pro-level lightweight impact protection, plus JDP hip caps to disperse impact force away from the hip joint.
BACK PROTECTION	INJECTION-MOLDED HYBRID SPINE SHIELD WITH D30® AND HD FOAM	Pro-level impact protection in the lower back with a segmented tailbone pad that molds to your body.

COMPATIBLE WITH PPJS SHELL, **SOLD SEPARATELY**



[PPJS] [PPJSVP - BOOKING ONLY]

JETSPEED GIRDLE SHELL

SIZES SR S, M, L, XL
JR M, L

CONSTRUCTION	PRO 400D NYLON WITH SIDE PANEL REINFORCEMENT	Reduced weight, optimized durability plus mesh panels for breathability and stretch panels for great mobility.
ADJUSTMENT	HIDDEN 1" ZIPPER + ADJUSTABLE LENGTH & INSIDE LEG ZIPPER	For a customizable fit.
PROTECTION	FLOATING SPINE PROTECTOR + NEW INJECTION-MOLDED HYBRID SPINE SHIELD WITH HD FOAM	Low-profile belt for added protection and comfort.
COLORS	BLACK, NAVY	

OPTIMIZED FIT OVER PGJS GIRDLE WITH ATTACHMENTS TO SECURE IN PLACE FOR A SEAMLESS PRO LOOK

COLORS



BLACK

NAVY



[PP25] [PP25G] [PP25VP - BOOKING ONLY]

PANT SHELL

SIZES * SR S, M, L, XL, 2XL
* JR S, M, L
** GOALIE S/M, L/XL

CONSTRUCTION	PRO 400D + REINFORCEMENT	High quality material made with more stretch for durability, comfort and mobility.
ADJUSTMENT	ADJUSTABLE LENGTH	For a customizable fit that will cover even the +1" extended pants.
COLORS	BLACK, NAVY, RED, ROYAL	

* FITS OVER MOST HOCKEY PANTS

** FITS OVER MOST HOCKEY GOALIE PANTS

FOR HPFTW, SUGGEST TO SIZE DOWN 1 SIZE.

COLORS



BLACK

NAVY

RED

ROYAL



[HPAS5PRO] [HPAS5PROVP]
TACKS AS-V PRO
 PANTS




SIZES SR S, M, L, XL
 JR M, L



[HPAS5PRO]
TACKS AS-V PRO YOUTH
 PANTS



SIZES YT S, M, L

CONSTRUCTION	MAX COVERAGE ASD (ANATOMICAL SHIELD DESIGN) FLEXMOTION WRAPAROUND PROTECTION Engineered to offer the highest quality protection, coupled with Flexmotion technology for the best fit and comfort in this classic fit hockey pant.	CONSTRUCTION	MAX COVERAGE ASD (ANATOMICAL SHIELD DESIGN) Classic fit construction engineered to offer targeted protection for those young elite players.
ADJUSTMENT	INTEGRATED BELT + STABILIZED BELLY PAD + 1" ZIPPER Adjustable built-in belt locks pants in place during play, while the protective belly pad offers more coverage and stays where it should. The practical hidden +1" length extension is great for growth spurts or taller players.	ADJUSTMENT	E-FIT INTERNAL BELT + EXTERNAL BELT AND + 1" LENGTH-ADJUSTING ZIPPER Easy to put on interior stretch belt offers a snug fit that will stay comfortably in place during play and the length extension allows the pants to grow with your child.
KIDNEY	MOLDED PE CAP + SUBLIMATED COMFORT LINER Elite-level impact protection with maximum comfort.	BACK PROTECTION	FLOATING SPINE PROTECTOR WITH D30® SMART MATERIAL IN TAILBONE PAD Ultimate comfort and protection for your spine, plus D30® impact and shock absorption for your tailbone.
HIP	JDP HIP CAPS WITH D30® Pro-level hip cap reinforced with D30® Smart Material disperses impact force away from hip joints while the unique segmented Flexmotion hip pad design increases mobility.	THIGH GUARDS	PE INSERTS THIGH GUARD Provides youth elite level impact protection.
BACK PROTECTION	EXPOSED HD FOAM SPINE WITH D30® + SEAMLESS TRANSITION TO TAILPAD Spine protection powered by D30 offers an elite level reliable shield while redesigned Flexmotion wraparound interior leaves no protection gaps, keeping hip & tail pads connected for optimal comfort.	SHELL	PRO 400D NYLON WITH SIDE PANEL REINFORCEMENT Premium construction with extra reinforcement in high wear areas.
THIGH GUARDS	FLOATING MOLDED HD FOAM CAP + PE FOAM Pro-level protection with a floating thigh guard allowing for custom embroidery.	COLORS	 BLACK NAVY
SHELL	PRO CUT WITH PREMIUM 400D NYLON WITH HIGH ABRASION RESISTANT SIDE PANELS, BELT AND KIDNEYS + INNER LEG ZIPPER Made of premium Nylon reinforced in all the important areas, with pro cut -1" length in back of the legs and repositioned inner leg zipper to reduce friction during cross-overs, for overall improved durability.		

COLORS



BLACK NAVY



[HPAS5]
TACKS AS-V
PANTS



SIZES SR S, M, L, XL
JR S, M, L

CONSTRUCTION **MAX COVERAGE ASD (ANATOMICAL SHIELD DESIGN)**
Engineered to offer an elite level of protection and comfort all in a classic fit.

ADJUSTMENT **INTERNAL BELT + STABILIZED BELLY PAD + 1" ZIPPER**
Adjustable inner belt keeps pants in place, while the enhanced coverage protective belly pad also stays where it should. The practical hidden +1" length extension is great for growing players.

KIDNEY **MOLDED PE CAP + SUBLIMATED COMFORT LINER**
Elite-level impact protection with maximum comfort.

HIP **JDP HIP CAPS WITH D3O®**
Elite-level hip cap disperses impact force away from hip joint with D3O® to help absorb impact and shock.

BACK PROTECTION **EXPOSED FOAM SPINE WITH D3O® + SEAMLESS TRANSITION TO TAILPAD**
Spine protection powered by D3O offers elite level protection while tailpad flows seamlessly inside for optimal comfort.

THIGH GUARDS **FLOATING MOLDED PE PLASTIC CAP + PE FOAM**
Elite-level protection with a floating thigh guard allowing for custom embroidery.

SHELL **PRO CUT WITH PREMIUM 400D NYLON WITH HIGH ABRASION RESISTANT SIDE PANELS, BELT + INNER LEG ZIPPER**
Made of premium Nylon with reinforced sides, including pro cut -1" length in back of the legs and repositioned inner leg zipper to reduce friction during cross-overs, for overall improved durability.

COLORS



BLACK

NAVY



[HPAS580]
TACKS AS 580
PANTS

SIZES SR S, M, L, XL, 2XL
JR S, M, L

CONSTRUCTION **MAX COVERAGE ASD (ANATOMICAL SHIELD DESIGN)**
Engineered to offer the highest quality protection.

ADJUSTMENT **INTERNAL BELT + 1" ZIPPER**
The inner belt allows you to find your perfect fit and keep the pants in place during play while an extra 1" extension means these pants can grow with the player.

KIDNEY **MOLDED PE CAP + SUBLIMATED COMFORT LINER**
Trustworthy impact protection with maximum comfort.

HIP **JDP HIP CAPS**
Elite-level hip cap disperses impact force away from hip joint.

BACK PROTECTION **EXPOSED FOAM SPINE + SEAMLESS TRANSITION TO TAILPAD**
Competitive-level spine protection and enhanced comfort tailpad that flows into the pants seamlessly.

THIGH GUARDS **FLOATING MOLDED PE PLASTIC CAP + PE FOAM**
Reliable protection with a floating thigh guard so pant legs can be custom embroidered.

SHELL **PREMIUM 400D NYLON WITH HIGH ABRASION RESISTANT SIDE PANELS + INNER LEG ZIPPER**
Premium Nylon for maximum durability.

COLORS



BLACK

NAVY

RED

ROYAL

SR - 2XL
ONLY OFFERED
IN BLACK

ONLY AVAILABLE
IN S-M-L

JETSPEED FT6 PRO PROTECTIVE



NEW AER-TEC THERMOREGULATION SYSTEM

BUILT WITH CCM'S INNOVATIVE AER-TEC THERMOREGULATION SYSTEM, THIS GEAR FOSTERS ENHANCED AIR CIRCULATION, SWEAT EVAPORATION AND REGULATION OF BODY HEAT, WHICH ALLOWS THE BODY'S CORE TEMPERATURE TO COOL QUICKER, HELPING YOU MAKE FASTER, BETTER DECISIONS WHEN IT COUNTS.



THE FUTURE IS NOW INTRODUCING THE ALL-NEW FT6 PRO JETSPEED PROTECTIVE LINE, DESIGNED TO OFFER MAXIMUM BREATHABILITY IN A HIGHLY MOBILE, LIGHTWEIGHT YET RELIABLE PROTECTIVE PACKAGE. PLAYERS WILL FEEL LIGHTER AND COOLER THAN EVER - AND BE ABLE TO PLAY THEIR BEST GAME YET, ALL WHILE BEING WELL-PROTECTED.

THROUGH STRATEGICALLY-PLACED AER-TEC SUSPENSION MESH AND VENTILATION SYSTEMS, FT6 PRO GEAR ALLOWS COOL AIR INTAKE & CIRCULATION, WITH GAPS THAT ALLOW SWEAT TO EVAPORATE AND HOT AIR TO TRAVEL OUT.

CCM HAS REDUCED THE HOT SPOTS WHERE PLAYERS FEEL THE MOST HEAT ACCUMULATION DURING PLAY.

NOW YOU CAN FOCUS ON MAKING THE BEST MOVES FROM HEAD TO TOE, FROM START TO FINISH.

FEEL COOLER PLAY SMARTER

TECH 001

AER-TEC INSIDE

EACH PIECE OF THE NEW FT6 PRO PROTECTIVE GEAR HAS BEEN REDESIGNED TO MAXIMIZE THE SCIENTIFICALLY-PROVEN BENEFITS OF THERMOREGULATION.

TECH 002

LIGHTWEIGHT

CCM ENGINEERING AT ITS FINEST - OUR LIGHTEST UNDER-PROTECTIVE EQUIPMENT, WITHOUT SACRIFICING PROTECTION.

TECH 003

BREATHABLE

AER-TEC ALLOWS THE EQUIPMENT TO BREATHE BETTER, ALLOWING THE BODY TO STAY COOL, ALLOWING YOU TO PERFORM YOUR BEST EVERY SHIFT.

TECH 004

MOBILE

NEW TECH, SAME DNA - STILL OFFERS MAXIMUM MOBILITY WHILE PROTECTING YOU AT ALL COSTS - NOW WITH THE ADDED UNIQUE BENEFITS OF THERMOREGULATION.

IN COLLABORATION WITH THE UNIVERSITY OF OTTAWA, CCM DEVELOPED A TESTING PROTOCOL TO MEASURE HOCKEY PLAYERS' PERFORMANCE DROP DUE TO OVERHEATING DURING PLAY.

RESULTS* SHOW PLAYERS WEARING AER-TEC EQUIPMENT NOT ONLY HAVE COOLER SKIN TEMPERATURE, BUT ALSO PERFORM BETTER (SKATE FASTER, MAKE THE RIGHT DECISIONS FASTER).

*COMPARED TO PLAYERS WEARING TRADITIONAL HOCKEY EQUIPMENT IN THE SAME CONDITIONS.



NEW
[SPFT6PRO]
JETSPEED FT6 PRO
SHOULDER PADS

SIZES SR S, M, L, XL
JR M, L



NEW
[SPFT6]
JETSPEED FT6
SHOULDER PADS

SIZES SR S, M, L, XL
JR S, M, L



NEW
[SP680]
JETSPEED FT 680
SHOULDER PADS

SIZES SR S, M, L, XL
JR S, M, L

CONSTRUCTION	AER-TEC THERMOREGULATION SYSTEM + AMPLIFIED MOBILITY DESIGN WITH MOLDED ZOTEFOAM Maximum lightweight full exposed foam-only design is optimized to protect elite players, with max ventilation for cooling to help keep your body and gear light throughout the game. Low profile fit is close to the body and provides superior freedom of movement.	CONSTRUCTION	AER-TEC THERMOREGULATION SYSTEM + AMPLIFIED MOBILITY DESIGN WITH MOLDED PE FOAM Provides elite and competitive players both lightweight protection and serious mobility with max ventilation to help keep your body dry and cool.	CONSTRUCTION	DUAL-LAYER FRONT CONSTRUCTION WITH PE FOAM Low-profile design provides an extra layer of protection while providing improved flexibility that won't slow down the competitive player.
CAPS	ULTRA LIGHT U-FOAM SHOULDER CAPS Pro-level protection made from an incredibly light yet extremely durable EPP core.	CAPS	ULTRA LIGHT U-FOAM SHOULDER CAPS Pro-level protection made from an incredibly light and extremely durable EPP core + premium sublimated lining.	CAPS	JDP DESIGN CAPS WITH MOLDED PE Made from lightweight PE plastic, these caps deliver high-level protection that helps disperse impacts away from your shoulder joints.
TORSO	MOLDED ZOTEFOAM WITH LARGE VENTILATION PORTS + AER-TEC SUSPENSION SYSTEM + FLEXMOTION BASE JACKET Pro-level protection and improved interaction with pants for maximum protection and mobility, with optimal ventilation in torso and back to help keep your body dry and cool.	TORSO	MOLDED PE FOAM WITH LARGE VENTILATION PORTS + AER-TEC SUSPENSION SYSTEM + FLEXMOTION BASE JACKET Reliable protection that remains lightweight with perforated foam for ventilation in torso and back to cool you down while design provides improved interaction with pants.	TORSO	VENTED FRONT BASE WITH PE PERFORATED FOAM Lightweight yet durable chest protection that breathes so you feel light yet protected, mobile and comfortable with its sublimated lining.
BICEPS	HD MOLDED FOAM GUARDS WITH LARGE VENTILATION PORTS + AER-TEC SUSPENSION SYSTEM + LENGTH ADJUSTMENT Lightweight custom comfort fit with a pro-level of protection and max ventilation in biceps for cooling to help keep your body dry. Improved interaction with elbow pad for better mobility.	BICEPS	PE-MOLDED CAP + LENGTH ADJUSTMENT Custom comfort fit and professional-level protection + premium sublimated lining.	BICEPS	PE-MOLDED CAP + LENGTH ADJUSTMENT Custom comfort fit and excellent protection with adjustable coverage and sublimated lining.
STERNUM / SPINE	MOLDED HD HYBRID STERNUM & SPINE SHIELD WITH VENTILATION PORTS Compress molded HD foam articulated upper spine for an elite level of protection with added ventilation for breathability - overall lightweight & comfortable fit that protects.	STERNUM / SPINE	MOLDED HD HYBRID STERNUM SHIELD WITH VENTILATION PORTS + ANATOMICAL MOLDED PE SPINE Structural shield combines hard HDPE plastic with high-density PE foam for lightweight high caliber protection.	STERNUM / SPINE	ANATOMICAL MOLDED PE STERNUM AND SPINE Compress molded plastic protection.
NO LINER	AER-TEC SUSPENSION SYSTEM MESH LINER TREATED WITH POLYGIENE + ODOR CRUNCH + FULL DRY FOAM DESIGN Unique liner-free design allows the closed cell Zotefoam® to do its job by not absorbing sweat, while the innovative AER-TEC suspended mesh liner creates max ventilation for cooling and evaporation to further help keep you cool and dry.	HYBRID LINER	AER-TEC SUSPENSION SYSTEM MESH LINER TREATED WITH POLYGIENE + ODOR CRUNCH + DRY FOAM SIDE PANELS Max ventilation for cooling and evaporation to help keep body dry. Liner-free design to reduce sweat absorption so you stay dry and your equipment stays light.	LINER	SUBLIMATED LINER High quality comfort liner with stretch feel front panels to help you move freely.
CLAVICLE	FLOATING CLAVICLE COVERAGE WITH HD MOLDED FOAM Clavicle protection that moves with you and won't weigh you down.	CLAVICLE	FLOATING CLAVICLE COVERAGE WITH PE PLASTIC GUARDS Highly protective yet mobile clavicle coverage.	CLAVICLE	SEGMENTED SEMI-FLOATING CLAVICLE COVERAGE Highly protective clavicle coverage that moves with you.
EXTRA PROTECTION	EXTENDED COVERAGE FRONT PANEL + COMPRESS MOLDED HD PROTECTION PAD Added pro-level protection so you can do what you do best.	EXTRA PROTECTION	EXTENDED COVERAGE FRONT PANEL + PE PLASTIC PROTECTION PAD Added elite-level protection so you can do what you do best.	EXTRA PROTECTION	EXTENDED COVERAGE FRONT PANEL Extra competitive-level protection.

SPFT6PRO - LAUNCH DATE

SPFT6 - LAUNCH DATE

SP680 - LAUNCH DATE



SR



JR



YT

NEW

[SPNEXT23]

CCM NEXT
SHOULDER PADS

SIZES SR S, M, L, XL
JR S, M, L

NEW

[SPNEXT23]

CCM NEXT - YOUTH
SHOULDER PADS

SIZES YT S, M, L

CONSTRUCTION	U-SHAPE SINGLE-LAYER CONSTRUCTION WITH PE FOAM Flexible and reliable protection with a light feel, ideal for recreational use at all ages.	CONSTRUCTION	SINGLE LAYER CONSTRUCTION WITH PE FOAM + V-NOTCH Reliable protection with a light feel ideal for recreational use & easy fit opening perfect for young players.
CAPS	MOLDED PE SHOULDER CAPS Full coverage around the shoulders to safeguard from impacts or falls.	CAPS	MOLDED PE SHOULDER CAPS Full coverage protection around the shoulders.
TORSO	PE FOAM BASE Lightweight fit that delivers great protection while moving with you, with maximized Velcro landing zone for easy adjustment and a custom fit.	TORSO	PE FOAM BASE Lightweight fit that delivers great protection with maximized velcro landing zone for easy adjustment.
BICEPS	ADJUSTABLE MOLDED PE CAPS Slip-on elastic sleeve construction for a closer comfortable fit with reliable protection.	BICEPS	COMPRESS-MOLDED PLASTIC Slip-on elastic sleeve construction for a closer fit while offering great protection.
STERNUM / SPINE	ANATOMICAL FLOATING EVA FOAM STERNUM + FOAM & PE PLASTIC SPINE High level of protection.	STERNUM / SPINE	ANATOMICAL FLOATING EVA FOAM STERNUM & PE PLASTIC + FOAM INSERT SPINE Rich and reliable protection.
LINER	SUBLIMATED LINER High quality comfort liner with stretch feel front panels to help you move freely.	LINER	SUBLIMATED LINER High quality comfort liner with stretch feel front panels to help you move freely.
CLAVICLE	BUILT-IN LIGHTWEIGHT FOAM AND PLASTIC INSERTS Clavicle protection in a highly mobile and comfortable design.		
EXTRA PROTECTION	SHOULDER BLADE FOAM INSERT Competitive-level protection.		

SPNEXT23 - LAUNCH DATE

SPNEXT23 - YT - LAUNCH DATE



NEW

[EPFT6PRO]

JETSPEED FT6 PRO

ELBOW PADS

SIZES SR S, M, L, XL
JR M, L



NEW

[EPFT6]

JETSPEED FT6

ELBOW PADS

SIZES SR S, M, L, XL
JR S, M, L



NEW

[EP680]

JETSPEED FT 680

ELBOW PADS

SIZES SR S, M, L, XL
JR S, M, L

CONSTRUCTION	AER-TEC THERMOREGULATION SYSTEM + 3-PIECE FLEXMOTION DESIGN AER-TEC THERMOREGULATION SYSTEM provides maximum breathability to keep you cool and dry. 3-piece Flexmotion construction follows the elbow's natural movements to offer superior comfort and pro-level protection.	CONSTRUCTION	AER-TEC THERMOREGULATION SYSTEM + 3-PIECE FLEXMOTION DESIGN AER-TEC THERMOREGULATION SYSTEM provides maximum breathability to keep you cool and dry. 3-piece Flexmotion construction follows the elbow's natural movements to offer superior comfort and elite-level protection.	CONSTRUCTION	HYBRID THREE-PIECE DESIGN For added mobility and comfort, new design with floating bicep pad lets the competitive player move naturally, in a lighter, yet robust construction.
FOREARM	REINFORCED HIGH DENSITY FOAM FOREARM GUARD WITH VENTILATION PORTS + AER-TEC SUSPENSION Pro-level forearm guard made of compress-molded exposed foam provides highest level of lightweight protection while the innovative AER-TEC suspension system provides ventilation and aids airflow to help keep you cool and dry.	FOREARM	REINFORCED HIGH DENSITY FOAM FOREARM GUARD + AER-TEC SUSPENSION Elite-level forearm guard made of compress-molded HD foam provides highest level of protection. AER-TEC suspension system provides ventilation and aids airflow to help keep you cool and dry.	FOREARM	COMPRESS-MOLDED PE PLASTIC FOREARM GUARD Quality molded PE and sublimated lining offer excellent protection and comfort.
ELBOW CAP	MOLDED PE CAP WITH JDP CONSTRUCTION + EXPOSED EVA FOAM COVER JDP elbow cap designed to disperse impact force away from the elbow joint plus a reinforced exposed EVA foam cover adds even more protection. Premium sublimated lining and donut hole for a comfortable feel.	ELBOW CAP	MOLDED PE CAP WITH JDP CONSTRUCTION + EXPOSED EVA FOAM COVER JDP elbow cap designed to disperse impact force away from the elbow joint plus a reinforced exposed EVA foam cover for even more protection. Premium sublimated lining and donut hole for a comfortable feel.	ELBOW CAP	MOLDED PE CAP WITH JDP CONSTRUCTION + EXPOSED EVA FOAM COVER Anatomical fit donut hole and sublimated lining offer high-level protection and comfort.
BICEP	HIGH DENSITY FOAM BICEP COVER + FLEXLIDE ARTICULATED BICEP + VENTILATION PORTS Compress-molded exposed DRYFOAM liner with max ventilation for cooling. Optimized articulation at the bicep provides better mobility to keep protection in place.	BICEP	FLOATING BICEP PAD + PE INSERT High-caliber coverage around the bicep area and premium sublimated lining for elite-level protection and comfort.	BICEP	FLOATING BICEP PAD + PE INSERT High-caliber coverage around the bicep area and soft liner for competitive-level protection and comfort.
ATTACHMENT	Y-SHAPE MIDDLE LOCK STRAP FOR OPTIMIZED RETENTION + NYLON FOREARM STRAP Anti-slippage construction to help keep your elbow protection locked in and comfortable.	ATTACHMENT	Y-SHAPE MIDDLE LOCK STRAP + NYLON FOREARM STRAP Securely keeps the elbow pad in place close to the body.	ATTACHMENT	FLEXIBLE MIDDLE LOCK STRAP + NYLON FOREARM STRAP Comfortable and fully customizable fit.

EPFT6PRO - LAUNCH DATE

EPFT6 - LAUNCH DATE

EP680 - LAUNCH DATE



SR



JR



YT

NEW

[EPNEXT23]

CCM NEXT
ELBOW PADS

SIZES SR S, M, L, XL
JR S, M, L

NEW

[EPNEXT23]

CCM NEXT - YOUTH
ELBOW PADS

SIZES YT S, M, L

CONSTRUCTION **2-PIECE CONSTRUCTION**
Reliable and functional protection with a light feel ideal for recreational use at any age.

CONSTRUCTION **ONE-PIECE CONSTRUCTION**
Good mobility and comfort with sublimated lining for young players.

FOREARM **COMPRESS-MOLDED EVA FOAM + PE INSERT**
Sublimated lining with great lightweight protection around the forearm.

ELBOW CAP **JDP CAP**
Made of PE plastic cap for protection you can count on.

ELBOW CAP **PE CAP WITH JDP CONSTRUCTION + DONUT HOLE**
JDP construction designed to disperse impact force away from the elbow joint while comfort and fit are enhanced by donut padding.

ATTACHMENT **DOUBLE STRAP ADJUSTMENT SYSTEM WITH MAXIMIZED VELCRO LANDING ZONE**
Strapping system developed to secure elbow pad in place and maintain excellent level of comfort.

BICEP **ARTICULATED BICEP WITH MOLDED PE PLASTIC INSERT**
Sublimated lining and slip-on elastic sleeve construction for great comfort and mobility.

ATTACHMENT **SIMPLIFIED THREE-STRAP SYSTEM**
Customize your fit and comfort.

EPNEXT23 - LAUNCH DATE

EPNEXT23 - YT - LAUNCH DATE



NEW
[SGFT6PRO]
JETSPEED FT6 PRO
SHIN GUARD



SIZES SR 14", 15", 16"
JR 12", 13"



NEW
[SGFT6]
JETSPEED FT6
SHIN GUARD



SIZES SR 14", 15", 16"
JR 11", 12", 13"



NEW
[SG680]
JETSPEED FT 680
SHIN GUARD

SIZES SR 14", 15", 16"
JR 11", 12", 13"

CONSTRUCTION	AER-TEC THERMOREGULATION SYSTEM Maximized thermoregulation system with multiple ventilation ports in shin cap and shin liner for maximum airflow, plus FLOFOAM knee donut contributes to comfort and pro-level protection.	CONSTRUCTION	AER-TEC THERMOREGULATION SYSTEM Thermoregulation system with multiple ventilation ports in shin cap and shin liner for maximum breathability. FLOFOAM knee donut contributes to comfort and elite-level protection.	CONSTRUCTION	VENTILATION SYSTEM Multiple ventilation ports in shin cap and single ventilation port in shin liner provide extra airflow with every stride.
CALF GUARD	FLOATING COMPRESS-MOLDED HD FOAM Lightweight pro-level protection for maximum impact calf guards plus added abrasion resistance at bottom.	CALF GUARD	FLOATING COMPRESS-MOLDED EVA FOAM Elite-level lightweight shotblock calf guards plus added abrasion resistance at bottom.	CALF GUARD	FLOATING COMPRESS-MOLDED MID-DENSITY FOAM High-Level protection with lightweight material for maximum impact calf guards
KNEECAP	ANATOMICAL JDP KNEECAP Removable/adjustable Flofoam knee comfort pad with premium sublimated lining plus JDP kneecap construction to disperse impact force away from the knee joint.	KNEECAP	ANATOMICAL JDP KNEECAP Removable/Adjustable Flofoam knee comfort pad with premium sublimated lining plus JDP kneecap construction to disperse impact force away from the knee joint.	KNEECAP	ANATOMICAL JDP KNEECAP JDP kneecap construction to disperse impact force away from knee joint + protective comfort donut.
SHIN CAP	OPTIMIZED ANATOMICAL GEOMETRY WITH STRAP GROOVE Pro-level shin cap lined with compress-molded exposed ZOTEFOAM and PE plastic anticollapse X-FRAME and multiple ventilation ports for premium breathability.	SHIN CAP	OPTIMIZED ANATOMICAL GEOMETRY WITH STRAP GROOVE Pro-level shin cap lined with Perforated PE foam and PE plastic anticollapse X-FRAME and a single ventilation port for optimal breathability.	SHIN CAP	OPTIMIZED ANATOMICAL GEOMETRY WITH STRAP GROOVE Competitive level shin cap lined with PE foam liner.
THIGH	MOLDED PREMIUM HD FOAM CONNECTED TO KNEE LINER One-piece knee liner offers a close-to-the body pro-level protection.	THIGH	MOLDED PREMIUM EVA FOAM CONNECTED TO KNEE LINER One-piece knee liner offers a close-to-the body pro-level protection.	THIGH	PE FOAM Reliable protection around thigh area.
ATTACHMENT	UPPER-LOCK STRAP WITH COMFORT CUSHION AND LENGTH-ADJUSTABLE CALF STRAP Customize to all calf sizes for a snug and extra-comfortable fit.	ATTACHMENT	UPPER-LOCK STRAP WITH COMFORT CUSHION AND LENGTH-ADJUSTABLE CALF STRAP Customize to all calf sizes for a snug and extra-comfortable fit.	ATTACHMENT	STREAMLINED LOCK STRAP WITH COMFORT CUSHION + LENGTH-ADJUSTABLE CALF STRAP Snug and extra-comfortable fit that's customizable for all calf sizes.
LINER	AER-TEC SUSPENSION SYSTEM MESH LINER TREATED WITH POLYGIENE + ODOR CRUNCH Max ventilation for evaporation to help keep shins dry and cool + abrasion-resistant 400D nylon bottom reinforcement.	LINER	AER-TEC SUSPENSION SYSTEM MESH LINER TREATED WITH POLYGIENE + ODOR CRUNCH Max ventilation for evaporation to help keep shins dry and cool with abrasion-resistant 400D nylon bottom reinforcement.	LINER	FULLY REMOVABLE/ADJUSTABLE LINER WITH KNEE HOLE AND VENTILATION PORT IN SHIN AREA Ventilation ports and sublimated lining to help keep shins dry.
OTHER	COMPRESS-MOLDED HD FOAM SIDE GUARD Pro-level foam for extra side protection.	OTHER	COMPRESS-MOLDED EVA FOAM SIDE GUARD Elite-level foam for extra side protection.	OTHER	MID-DENSITY FOAM SIDE GUARD WITH PLASTIC REINFORCEMENT High-level foam for extra side protection.

SGFT6PRO - LAUNCH DATE

SGFT6 - LAUNCH DATE

SG680 - LAUNCH DATE



NEW
[SGNEXT23]
CCM NEXT
SHIN GUARDS

SIZES SR 14", 15", 16", 17"
JR 11", 12", 13"

NEW
[SGNEXT23]
CCM NEXT - YOUTH
SHIN GUARDS

SIZES YT 8", 9", 10"

CONSTRUCTION **ANATOMICAL NARROW FIT DESIGN**
Connected fit that does not feel bulky, in a lightweight mobility-friendly design well-suited to recreational players of any age.

CONSTRUCTION **LIGHTWEIGHT SHELL DESIGN**
Great mobility plus reliable and functional protection with a light feel ideal for young recreational players.

CALF GUARD **PE FOAM CALF GUARD + PLASTIC INSERT**
Lightweight protection shaped to fit.

KNEE CAPS **PE CAP**
Must-have protection for kneecaps.

KNEE CAPS **OPTIMIZED ANATOMICAL GEOMETRY + JDP KNEE CAP**
Sturdy kneecap flex point offers more freedom of movement, plus JDP construction to disperse impact force away from the knee joint.

ATTACHMENT **Y-STRAP**
Comfortable and easily adjustable lock strap to keep protection in place.

SHIN CAPS **ANATOMICAL GEOMETRY WITH STRAP GROOVE**
Reliable level of protection.

LINER **SUBLIMATED BASE LINER + COMFORT KNEE PAD**
Good level of protection.

ATTACHMENT **NYLON UPPER LOCK STRAP + WIDE ELASTIC CALF STRAP**
Comfortable and easily adjustable.

LINER **PE FOAM + REMOVABLE SUBLIMATED LINER**
Custom fit, easy maintenance, and good level of protection.

SGNEXT23 - LAUNCH DATE

SGNEXT23 - YT - LAUNCH DATE



D3O²

[SPAS5PRO]
TACKS AS-V PRO
SHOULDER PADS

SIZES SR S, M, L, XL
JR M, L

D3O²

[SPAS5]
TACKS AS-V
SHOULDER PADS

SIZES SR S, M, L, XL
JR S, M, L

[SPAS580]
TACKS AS 580
SHOULDER PADS

SIZES SR S, M, L, XL
JR S, M, L

CONSTRUCTION	MAX COVERAGE ASD (ANATOMICAL SHIELD DESIGN) FLEXMOTION CONSTRUCTION Engineered to offer the highest quality protection. Coupled with a FlexMotion design for elite level protection without sacrificing comfort or mobility.	CONSTRUCTION	MAX COVERAGE ASD (ANATOMICAL SHIELD DESIGN) FLEXMOTION CONSTRUCTION For top quality protection paired with a FlexMotion design for elite level protection without sacrificing comfort or mobility.	CONSTRUCTION	MAX COVERAGE ASD (ANATOMICAL SHIELD DESIGN) FRONT FLEXMOTION CONSTRUCTION Offers top quality protection. Front FlexMotion construction offers competitive level protection, mobility and comfort.
CAPS	DUAL CORE HD FOAM CAPS WITH EXPOSED FOAM COVERS + D3O² INSIDE + D3O² FRONTAL IMPACT POD Enhanced pro-level protection further enhanced to help absorb and distribute the toughest impacts, from all angles with the addition of D3O ² on the outer cap.	CAPS	JDP INJECTED CAPS WITH EXPOSED FOAM COVERS + D3O² INSIDE Pro-level construction disperses the impact force away from shoulders while D3O ² helps absorb impact and shock.	CAPS	JDP INJECTED CAPS Elite-level cap construction disperses the impact force away from the shoulders.
TORSO	MOLDED HD FOAM + ADPTFIT LENGTH ADJUSTABLE STRAPS Superior comfort FlexMotion base jacket with added rib protection and length-adjustable torso straps to facilitate finding your ideal custom fit.	TORSO	MOLDED MD EVA FOAM + ADPTFIT ADJUSTABLE STRAPS Superior comfort FlexMotion base jacket with added rib protection and length-adjustable torso straps to facilitate finding your ideal custom fit.	TORSO	MOLDED MID DENSITY EVA FOAM Elite level protection and comfort.
BICEPS	ADPTFIT+ STRAP AND HEIGHT ADJUSTABLE BICEP WITH +1" INJECTED PLASTIC EXTENDABLE GUARD Allow for a custom fit to help bridge the gap between your shoulder pad and elbow pad for maximum coverage elite level protection.	BICEPS	ADPTFIT STRAP + HEIGHT ADJUSTABLE BICEP WITH INJECTED PLASTIC GUARD Customizable fit and reinforced bicep guards allow for pro level protection where you need it.	BICEPS	FLOATING HEIGHT ADJUSTABLE BICEP Height adjustable bicep makes it easy to find your perfect fit.
STERNUM / SPINE	VENT TECH FLOATING STERNUM & SPINE HYBRID SHIELDS + D3O² AT PLEXUS & LOWER SPINE Vent Tech construction allows for added airflow in these hot spots, keeping you cool while the new hybrid shields keep you protected throughout the game with D3O ² Smart Material reinforcement in key sensitive impact zones.	STERNUM / SPINE	VENT TECH FLOATING STERNUM & SPINE HYBRID SHIELDS + D3O² AT PLEXUS Added breathability keeps you cool throughout the game while the hybrid shield construction is reinforced by D3O ² at the tender sternum plexus to counter any impacts.	STERNUM / SPINE	VENT TECH FLOATING STERNUM HYBRID SHIELD + COMPRESS-MOLDED SPINE CAP Added breathability to keep you cool and a hybrid shield sternum along with compress-molded spine cap for a competitive level protection.
LINER	SUBLIMATED LINER + SOFT FEEL DUAL-LAYER STRETCH PANELS Superior quality comfort liner with stretch feel panels throughout that move with you and keep the protection where it should be.	LINER	SUBLIMATED LINER + SOFT FEEL FRONT STRETCH PANELS Superior quality comfort liner with stretch feel front panels to help you move freely.	LINER	SUBLIMATED + COMFORT LINER Superior quality liner that helps airflow to keep you dry.
CLAVICLE	REINFORCED FLOATING ARCHES FOR CLAVICLE AND SHOULDER BLADE PROTECTION Pro-level clavicle protection designed for optimal mobility and comfort.	CLAVICLE	REINFORCED FLOATING ARCHES FOR CLAVICLE AND SHOULDER BLADE PROTECTION Elite-level clavicle protection in a highly mobile and comfortable design.	CLAVICLE	FLOATING ARCHES FOR CLAVICLE AND SHOULDER BLADE PROTECTION Competitive level clavicle protection that provide enhanced mobility.
EXTRA PROTECTION	VENT TECH ADPTFIT+ HEIGHT ADJUSTABLE & REMOVABLE BELLY AND HD FOAM LOWER BACK PADS Breathable and adjustable extra belly and lower back pads help you customize your coverage to extend protection and improve interaction with your hockey pants.	EXTRA PROTECTION	VENT TECH ADPTFIT HEIGHT ADJUSTABLE & REMOVABLE BELLY AND LOWER BACK PADS Breathable and adjustable extra belly and lower back pads help customize your maximum protection fit.	EXTRA PROTECTION	ADPTFIT HEIGHT ADJUSTABLE & REMOVABLE BELLY PAD Adjustable belly pad offers customizable coverage to help enhance protection.



[EPAS5PRO]

TACKS AS-V PRO
ELBOW PADS



SIZES SR S, M, L, XL
JR M, L

[EPAS5]

TACKS AS-V
ELBOW PADS



SIZES SR S, M, L, XL
JR S, M, L

[EPAS580]

TACKS AS 580
ELBOW PADS

SIZES SR S, M, L, XL
JR S, M, L

CONSTRUCTION	<p>MAX COVERAGE ASD (ANATOMICAL SHIELD DESIGN) 2-PIECE FLEXMOTION CONSTRUCTION Engineered to offer a great level of coverage that follows the body's natural shape while allowing for maximum protection without sacrificing mobility.</p>	<p>MAX COVERAGE ASD (ANATOMICAL SHIELD DESIGN) 2-PIECE FLEXMOTION CONSTRUCTION Engineered to offer a great level of coverage that follows the body's natural shape while allowing for maximum protection without sacrificing mobility.</p>	<p>MAX COVERAGE ASD (ANATOMICAL SHIELD DESIGN) 2 PIECE CONSTRUCTION Engineered to offer a great level of coverage while allowing for maximum protection without sacrificing mobility.</p>
FOREARM	<p>SLASH SHIELD + D30® Injection molded forearm guard with D30 offers premium protection and max impact and shock absorption.</p>	<p>SLASH SHIELD + SUBLIMATED LINER Injection molded forearm guard offers premium protection and comfort feel.</p>	<p>SLASH SHIELD + SUBLIMATED LINER Injection molded forearm guard offers competitive-level protection and comfort feel.</p>
ELBOW CAP	<p>JDP CAP + D30® INSIDE & OUTSIDE Pro-level elbow cap designed to disperse impact force away from the elbow while D30® absorbs shock and impact both inside and outside the pad.</p>	<p>JDP CAP + D30® INSIDE + MOLDED EVA FOAM COVER Elite-level elbow cap designed to disperse impact force away from the elbow while D30® helps absorb shock and impact inside the pad.</p>	<p>JDP CAP + MOLDED EVA FOAM COVER Elite-level elbow cap designed to disperse impact force away from the elbow.</p>
BICEP	<p>2PCE FLOATING ARTICULATED + REINFORCED COMPRESS-MOLDED EVA FOAM BICEP GUARD + SUBLIMATED LINER FLEXMOTION bicep construction with pro-level protection and superior fit and comfort.</p>	<p>2PCE FLOATING ARTICULATED + REINFORCED BICEP GUARD Flexmotion bicep construction with elite protection and superior comfort.</p>	<p>FLOATING BICEP + REINFORCED BICEP GUARD High caliber protection and comfort.</p>
ATTACHMENT	<p>ADPTFIT+ STRAPS: DUAL PULL MIDDLE LOCK STRAP + 360° WRAPAROUND FOREARM STRAP Unique dual middle strap pulls from both the outside and inside to keep the protection where it should be, while front wrap strap further ensures a snug fit.</p>	<p>ADPTFIT MIDDLE LOCK STRAP + 360° WRAPAROUND FOREARM STRAP Keep your elbow pad snugly in place while providing great freedom of movement.</p>	<p>LENGTH-ADJUSTABLE FOREARM STRAP Comfortable and fully customizable fit.</p>
OTHER	<p>EXTRA SOFT PADDED DONUT WITH EXTENDED COMFORT PAD Extra padding for added comfort.</p>	<p>ANATOMICAL FIT DONUT Interior padding for added comfort.</p>	



[SGAS5PRO]
TACKS AS-V PRO
SHIN GUARDS



SIZES SR 14", 15", 16", 17"
JR 12", 13"

[SGAS5]
TACKS AS-V
SHIN GUARDS



SIZES SR 14", 15", 16", 17"
JR 11", 12", 13"

[SGAS580]
TACKS AS 580
SHIN GUARDS

SIZES SR 14", 15", 16"
JR 11", 12", 13"

CONSTRUCTION	MAX COVERAGE ASD (ANATOMICAL SHIELD DESIGN) Engineered to offer the best possible protection for your level of play while keeping your comfort and range of motion at its peak.	CONSTRUCTION	MAX COVERAGE ASD (ANATOMICAL SHIELD DESIGN) Engineered to offer the best possible protection for your level of play while keeping your comfort and range of motion at its peak.	CONSTRUCTION	MAX COVERAGE ASD (ANATOMICAL SHIELD DESIGN) Engineered to offer the best possible protection for your level of play while keeping your comfort and range of motion at its peak.
CALF GUARD	EXPOSED INJECTION MOLDED CALF GUARD + D3O® SHOT BLOCK PROTECTION Premium exposed tough calf guard with D3O for extra impact and shock absorption, giving you elite-level protection.	CALF GUARD	EXPOSED INJECTION MOLDED CALF GUARD + D3O SHOT BLOCK PROTECTION Premium exposed tough calf guard with D3O® for extra impact and shock absorption, giving you elite-level protection.	CALF GUARD	EXPOSED INJECTION MOLDED CALF GUARD Premium injection molded guard giving you pro-level calf protection.
KNEECAPS	JDP KNEECAP WITH D3O® PROTECTION ON THE INSIDE (SR ONLY) + PROTECTIVE COMFORT DONUT Pro-level JDP cap construction disperses impact force away from the knee joint while D3O® helps absorb impact and shock in padded comfort.	KNEECAPS	JDP KNEECAP WITH D3O® PROTECTION ON THE INSIDE (SR ONLY) + PROTECTIVE COMFORT DONUT Pro-level JDP cap construction disperses impact force away from the knee joint while D3O® helps absorb impact and shock in padded comfort.	KNEECAPS	JDP KNEECAP + PROTECTIVE COMFORT DONUT Pro-level cap construction disperses impact force away from the knee joint.
SHIN CAPS	ANATOMICAL PE SHIN CAP WITH TAPE GROOVE + ABRASION RESISTANT BOTTOM PAD WITH D3O® Elite-strength shin cap with landing to lock in tape coupled with D3O reinforced at bottom for max protection against impacts and extra durability against rubbing on the inside.	SHIN CAPS	ANATOMICAL PE SHIN CAP WITH TAPE GROOVE + ABRASION RESISTANT BOTTOM PAD WITH D3O® Elite-strength shin cap with landing to lock in tape, D3O® reinforcement at bottom for max protection against impacts + extra durability against rubbing on the inside.	SHIN CAPS	ANATOMICAL PE SHIN CAP WITH TAPE GROOVE Elite-strength shin cap with landing to lock in tape and keep the protection in place.
THIGH	COMPRESS-MOLDED EVA FOAM FLEXMOTION THIGH GUARD Top quality foam for pro-level protection, Flexmotion construction to help reduce interference with pants.	THIGH	COMPRESS-MOLDED EVA FOAM FLEXMOTION THIGH GUARD Top quality foam for elite-level protection, Flexmotion construction to help reduce interference with pants.	THIGH	MID DENSITY FOAM THIGH GUARD Elite-level thigh guard protection.
ATTACHMENT	ADPTFIT+ STRAPS: LENGTH-ADJUSTABLE DUAL CALF STRAP + PADDED HYPER X LOCK STRAP Length-adjustable dual calf strap wraps any size calf comfortably while Hyper X lock strap helps keep the shin snug and in place all game long.	ATTACHMENT	ADPTFIT STRAPS: LENGTH-ADJUSTABLE DUAL CALF STRAP + PADDED HYPER X LOCK STRAP Length-adjustable dual calf strap wraps any size calf comfortably while Hyper X lock strap helps keep the shin snug and in place all game long.	ATTACHMENT	ADPTFIT LENGTH-ADJUSTABLE CALF STRAP Adjustable fit for max comfort no matter your calf size.
LINER	ADPTFIT+ LINER FOR TONGUES IN/TONGUES OUT PREFERENCE Height-adjustable sublimated liner allows for a custom fit and optimal protection whether you prefer to wear your skate tongues in or outside the shin.	LINER	REMOVABLE ADPTFIT LINER + DETACHABLE LOWER PAD FOR TONGUES IN OPTION Bottom removable liner to customize your fit if you prefer to wear your skate tongues in, for closer-to-the-leg snug protection.	LINER	REMOVABLE SUBLIMATED LINER Enhanced comfort and a custom fit.
OTHER	COMPRESS-MOLDED HD FOAM SIDE GUARD Pro-level foam for extra side protection.	OTHER	MID DENSITY FOAM + PE PLASTIC REINFORCED SIDE GUARD Elite-level foam + plastic side guard for extra protection.	OTHER	MID DENSITY FOAM SIDE GUARD Elite-level foam for extra protection.



D30⁴

[SPAS5PRO]

TACKS AS-V PRO YOUTH SHOULDER PADS SIZES YT S, M, L

CONSTRUCTION	E-FIT STRETCH NECK	Elastic neck opening for an easy fit so young players can even dress themselves.
CAPS	PE SHOULDER CAPS	High-quality PE shoulder caps reinforced with PE foam for added comfort and protection.
TORSO	ADJUSTABLE BELLY PAD + FULL-LENGTH VELCRO ADJUSTMENT + LIGHTWEIGHT FOAM LINER	Large velcro landing and height adjustable/removable belly pad combine for lightweight customizable protection that is ultra comfortable for little players.
BICEPS	E-FIT SLEEVES + ADPTFIT BICEP ADJUSTMENT	Slip-on E-FIT strapless bicep sleeves and an easily adjustable height strap to customize bicep protection.
STERNUM	FLOATING COMPRESS MOLDED EVA FOAM WITH D30 [®] SMART MATERIAL IN PLEXUS	Elite-level protection powered by high quality foam and D30 [®] for extra impact distribution in a floating construction that moves comfortably with the player.
SPINE	INTEGRATED MOLDED PE FOAM SPINE	Lightweight foam for elite-level comfort and protection on the back.



D30⁴

[EPAS5PRO]

TACKS AS-V PRO YOUTH ELBOW PADS SIZES YT S, M, L

CONSTRUCTION	JDP CAP REINFORCED WITH D30 [®] SMART MATERIAL + MOLDED FOAM COVERAGE	Designed to disperse impact force away from the elbow joint while D30 [®] helps absorb impact and shock in a hard cap construction to give young players elite-level protection.
BICEP	ARTICULATED BICEP	PE Foam provides comfort and mobility.
ATTACHMENT	DOUBLE STRAP ADJUSTMENT SYSTEM WITH MAXIMIZED VELCRO LANDING ZONE	Built for comfort and protection, the strap system keeps your elbow pad in place.



D30⁴

[SGAS5PRO]

TACKS AS-V PRO YOUTH SHIN GUARDS SIZES YT 8", 9", 10"

CONSTRUCTION	MAX COVERAGE ASD (ANATOMICAL SHIELD DESIGN)	Engineered to offer the best possible protection for future elite players, while keeping their comfort and range of motion at their peak.
CALF GUARD	EXTENDED FOAM CALF GUARD	Anatomical design with extended calf protection.
KNEECAPS	MOLDED PE CAP	Designed to disperse impact force away from the knee.
SHIN CAPS	MOLDED PE CAP	Anatomical cap design delivers a high level of protection.
ATTACHMENT	UPPER LOCK STRAP + COMFORTABLE CALF STRAP	Incredibly comfortable and easily adjustable.
LINER	REMOVABLE COMFORT LINER WITH D30 [®] SMART MATERIAL AND KNEE CUT OUT	Removable comfort liner makes it easy to customize your fit and keep it clean, while D30 [®] adds impact and shock absorption to the knee area.



[PROTKITEU]

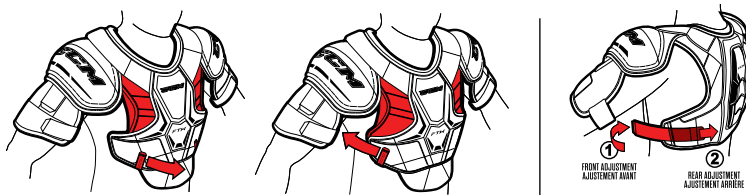
YOUTH STARTER KIT

SIZES YT M, L

- INCLUDES
 GLOVES
 SHOULDER PADS
 ELBOW PADS
 SHIN GUARDS
 PANTS.

CUSTOMIZABILITY

JETSPEED FTW SHOULDER PADS FEATURE AN ADJUSTABLE STRAPPING SYSTEM FOR A TAILORED WRAPAROUND FIT, PLUS YOU CAN SHIFT YOUR COVERAGE. THE PANTS IN THIS COLLECTION ALSO COME WITH A HIDDEN +1" ZIPPER LENGTH ADJUSTMENT.



[SPFTW]

JETSPEED FTW WOMEN'S SHOULDER PADS

SIZES WM S, M, L



CHEST	INNOVATIVE ADJUSTABLE CHEST PROTECTION	Made from premium molded foam, the adjustable chest panel is designed to conform and fit all women's bodies - no matter what shape or size. Because reliable protection should be comfortable too.
BODY	COMFORT SIDE GUSSET + ADJUSTABLE TORSO STRAP SYSTEM	You can't always predict where the hits will land. That's why we added unique adjustable side coverage to our trademark adjustable length strap system, plus a removable belly pad, for that perfect custom fit.
CAPS	LOW-PROFILE MOLDED SHOULDER CAPS WITH D30® SMART MATERIAL	Made from impact-absorbing D30® Smart Material, these low-sitting lightweight caps deliver high-level protection built for a woman's body shape, all without slowing you down.
CLAVICLE	FLOATING CLAVICLE PROTECTION	Must-have protection in a key impact area.
SPINE	ANATOMICAL MOLDED PE SPINE	Maximum protection for the back.
BICEP	HEIGHT-ADJUSTABLE FLOATING BICEPS	Elite low-profile protection that's comfortable and less restrictive.

[HPFTW]

JETSPEED FTW WOMEN'S PANTS

SIZES WM S, M, L



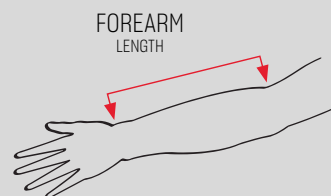
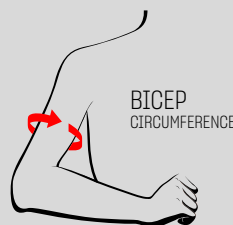
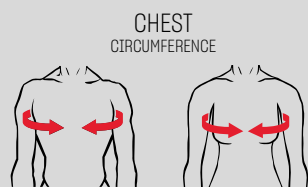
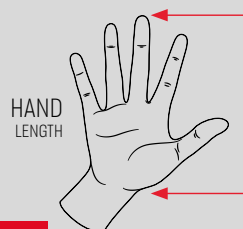
CONSTRUCTION	BUILT TOUGH WITH STRETCH BACK PANEL	Made with a back panel that can stretch to any size, these lightweight pants provide comfortable protection from heavy hits.
ADJUSTMENT	STRETCH OPENING + INTERNAL BELT SYSTEM + HIDDEN 1" LENGTH - ADJUSTING ZIPPER	Easy on/off extendable opening with lace closure for a custom snug fit and unparalleled comfort.
BACK PROTECTION	LOW-PROFILE INJECTION-MOLDED HYBRID SPINE SHIELD WITH D30® + SEGMENTED TAILBONE PAD	Pro-level impact protection in the lower back with a segmented tailbone pad that molds to the body.
LINER	DRYFOAM TECHNOLOGY WITH SOFT LAMINATED WATER REPELLENT LINING	Soft laminated liner absorbs less sweat so you can stay dry and your equipment lightweight.
THIGH GUARD	MOLDED PE PLASTIC + INNER LEG ZIPPER	Equipped with a low-profile design and a zipper adjustment, this thigh guard was made to deliver pro-level protection.
HIP / KIDNEY	MOLDED PE CAPS	Pro-protection in the hips and kidney area.
COLOR	BLK	



GLOVES		13"		14"		15"	
SR		HAND LENGTH		HAND LENGTH		HAND LENGTH	
		Min.	Max.	Min.	Max.	Min.	Max.
	IN	6.5	7.5	7	8	7.5	8.5
	CM	16.5	19	18	20.5	19	22
JR		10"		11"		12"	
		HAND LENGTH		HAND LENGTH		HAND LENGTH	
		Min.	Max.	Min.	Max.	Min.	Max.
	IN	5	6	5.5	6.5	6	7
	CM	13	15.5	14	16.5	15.5	18
YT		8"		9"			
		HAND LENGTH		HAND LENGTH			
		Min.	Max.	Min.	Max.		
	IN	4	5	4.5	5.5		
	CM	10.5	13	11.5	14		

SHOULDER PADS		SMALL				MEDIUM				LARGE				X-LARGE			
SR	IN	CHEST CIRC		HEIGHT		CHEST CIRC		HEIGHT		CHEST CIRC		HEIGHT		CHEST CIRC		HEIGHT	
		Min.	Max.	Min.	Max.	Min.	Max.	Min.	Max.	Min.	Max.	Min.	Max.	Min.	Max.	Min.	Max.
		34	38	5'2"	5'6"	37	41	5'6"	5'10"	40	44	5'10"	6'2"	43	48	6'	+
	CM	86	97	157	168	94	104	168	178	102	112	178	188	109	122	183	+
JR	IN	24	30	4'2"	4'6"	26	32	4'6"	4'10"	30	35	4'10"	5'2"	N/A			
	CM	60	76	127	137	67	81	137	147	75	89	147	157	N/A			
YT	IN	-	23	3'4"	3'7"	23	25	3'7"	3'10"	24	28	3'10"	4'2"	N/A			
	CM	-	58	102	109	58	64	109	117	60	70	117	127	N/A			
WOMEN	IN	28	33	4'11"	5'3"	33	39	5'3"	5'7"	39	47	5'7"	6'	N/A			
	CM	71	84	150	160	84	99	160	170	99	119	170	183	N/A			

ELBOW PADS		SMALL						MEDIUM					
SR	IN	FOREARM LENGTH		BICEP CIRCUMFERENCE		HEIGHT		FOREARM LENGTH		BICEP CIRCUMFERENCE		HEIGHT	
		Min.	Max.	Min.	Max.	Min.	Max.	Min.	Max.	Min.	Max.	Min.	Max.
		9	10.5	10	12	5'2"	5'6"	10	11.5	11	14	5'6"	5'10"
	CM	23	27	25	30	157	168	25	29	28	36	168	178
JR	IN	6	8	7	9	4'2"	4'6"	7	9	8	10	4'6"	4'10"
	CM	16	20	18	23	127	137	18	22	20	25	137	147
YT	IN	4.5	6	5.5	7	3'4"	3'7"	5.5	7	6	7.5	3'7"	3'10"
	CM	11	15	14	17	102	109	14	17	16	19	109	117
		LARGE						X-LARGE					
SR	IN	FOREARM LENGTH		BICEP CIRCUMFERENCE		HEIGHT		FOREARM LENGTH		BICEP CIRCUMFERENCE		HEIGHT	
		Min.	Max.	Min.	Max.	Min.	Max.	Min.	Max.	Min.	Max.	Min.	Max.
		11	12.5	13	16	5'10"	6'2"	11.5	+	15	+	6'	+
	CM	28	32	33	41	178	188	29	+	38	+	183	+
JR	IN	8	10	9	11	4'10"	5'2"	N/A					
	CM	20	25	23	28	147	157	N/A					
YT	IN	6	7.5	7	8	3'10"	4'2"	N/A					
	CM	15	19	18	21	117	127	N/A					

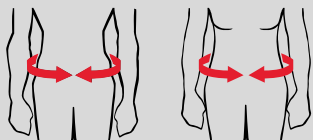


SHIN GUARDS		14"				15"								
		HEIGHT		TIBIA LENGTH		HEIGHT		TIBIA LENGTH		HEIGHT		TIBIA LENGTH		
		Min.	Max.	Min.	Max.	Min.	Max.	Min.	Max.	Min.	Max.	Min.	Max.	
SR	IN	5'4"	5'8"	14	15	5'8"	6'	15	16					
	CM	163	173	36	38	173	183	38	41					
			16"				17"							
			HEIGHT		TIBIA LENGTH		HEIGHT		TIBIA LENGTH		HEIGHT		TIBIA LENGTH	
		Min.	Max.	Min.	Max.	Min.	Max.	Min.	Max.	Min.	Max.	Min.	Max.	
	IN	6'	6'4"	16	17	6'4"	+	17	18					
	CM	183	193	41	43	193	+	43	46					
JR			11"				12"				13"			
			HEIGHT		TIBIA LENGTH		HEIGHT		TIBIA LENGTH		HEIGHT		TIBIA LENGTH	
			Min.	Max.	Min.	Max.	Min.	Max.	Min.	Max.	Min.	Max.	Min.	Max.
		IN	4'4"	4'8"	11.0	12.0	4'8"	5'	12.0	13.0	5'	5'4"	13.0	14.0
	CM	132	142	28	30	142	152	30	33	152	163	33	36	
YT			8"				9"				10"			
			HEIGHT		TIBIA LENGTH		HEIGHT		TIBIA LENGTH		HEIGHT		TIBIA LENGTH	
			Min.	Max.	Min.	Max.	Min.	Max.	Min.	Max.	Min.	Max.	Min.	Max.
		IN	3'4"	3'8"	8	9	3'8"	4'	9	10	4'	4'4"	10	11
	CM	102	112	20	23	112	122	23	25	122	132	25	28	

PLAYER PANTS + GIRDLES		SMALL				MEDIUM				LARGE				X-LARGE			
		WAIST CIRC		HEIGHT		WAIST CIRC		HEIGHT		WAIST CIRC		HEIGHT		WAIST CIRC		HEIGHT	
		Min.	Max.	Min.	Max.	Min.	Max.	Min.	Max.	Min.	Max.	Min.	Max.	Min.	Max.	Min.	Max.
SR	IN	29	32	5'2"	5'6"	31	35	5'6"	5'10"	34	39	5'10"	6'2"	37	42	6'	+
	CM	74	82	157	168	79	89	168	178	86	99	178	188	95	107	183	+
WOMEN	IN	25	29	4'11"	5'3"	29	33	5'3"	5'7"	33	37	5'7"	6'	N/A			
	CM	64	74	150	160	74	84	160	170	84	94	170	183				

PLAYER PANTS + GIRDLES		SMALL				MEDIUM				LARGE			
		WAIST CIRC		HEIGHT		WAIST CIRC		HEIGHT		WAIST CIRC		HEIGHT	
		Min.	Max.	Min.	Max.	Min.	Max.	Min.	Max.	Min.	Max.	Min.	Max.
JR	IN	23	25	4'2"	4'6"	24.5	28	4'6"	4'10"	27	31	4'10"	5'2"
	CM	58	64	127	137	62	72	137	147	69	79	147	157
YT	IN	20	21.5	3'4"	3'7"	21	22.5	3'7"	3'10"	22	23.5	3'10"	4'2"
	CM	51	55	102	109	53	57	109	117	56	60	117	127

WAIST CIRCUMFERENCE



HEIGHT

TIBIA LENGTH



HELMETS



[HTXCU]
**SUPER TACKS X
TOTAL CUSTOM**
LIMITED DISTRIBUTION

PROTECTION	100% Full NESTTECH 3D printed liner engineered for elite protection
COMFORT	100% NESTTECH custom printed to your exact head shape from a 360 degree scan for best fit and max airflow
ADJUSTMENT	Tool-free adjustment on sides + side impact frame



[HTSPTX]
SUPER TACKS X

PROTECTION	Continuous fit 3D printed NESTTECH liner + D30®
COMFORT	Full coverage conforming NESTTECH for optimal fit & airflow + multi density foams
ADJUSTMENT	Tool-free adjustment on sides + reinforced side impact frame



[HT910]
TACKS 910

PROTECTION	Fluid inside pods + D30® in key areas
COMFORT	I.Q.SHION GEL liner + dual density foams + smooth contour edge
ADJUSTMENT	Tool-free adjustment on sides + reinforced side impact frame + active stabilizer



[HT720]
TACKS 720

PROTECTION	NESTTECH + D30® in key areas
COMFORT	I.Q.SHION DRI liner + AER-TEC ventilation system + multi-density foams
ADJUSTMENT	Tool-free adjustment on sides + reinforced side impact frame + active stabilizer

GLOVES



[HGFT6PRO]
JETSPEED FT6 PRO

FINGERS / BACKHAND	AER-TEC Suspension & Ventilation + multi ventilation ports + premium Zotefoam + HD PE foam + PE inserts + PU foam cushioning + 3 piece index
PALM / LINER	Sensalast Pro palm: Pro Clarino base + embossed Sensalast reinforcement + seamless palm/cuff + Polygiene & odor crunch treated (palm, sublimated cuff, AER-TEC suspension mesh)
THUMB / CUFF	Pro Flexthumb (from 11") + short pre-angled open Flexcuff



[HGAS5PRO]
TACKS AS-V PRO

FINGERS / BACKHAND	Dual layer, high density PE foam + PE inserts + Nash fingertips + 3 piece index + ventilated NESTTECH base + integrated impact protection plate with D30®
PALM / LINER	Polygiene & odor crunch treated dura-palm pro sublimated AX suede + reinforcement + Polygiene & odor crunch treated liners and comfort foams
THUMB / CUFF	Pro Flexthumb (from 11") + Flexmotion segmented open cuff



[HGFT6]
JETSPEED FT6

FINGERS / BACKHAND	AER-TEC Suspension & Ventilation + 2 ventilation ports + HD PE foam + PE inserts + PU foam cushioning + 3 piece index
PALM / LINER	Sensalast palm + embossed reinforcement + seamless palm/cuff + Polygiene & odor crunch treated (palm, sublimated cuff, AER-TEC suspension mesh)
THUMB / CUFF	Pro Flexthumb (from 11") + short pre-angled open cuff



[HGAS5]
TACKS AS-V

FINGERS / BACKHAND	Dual layer with high density EVA foam + PE inserts + 3 piece index + VENTTECH base + integrated impact protection plate with D30®
PALM / LINER	Polygiene & odor crunch treated dura-palm sublimated AX suede + Kevlar reinforcement + Polygiene & odor crunch treated liners and comfort foams
THUMB / CUFF	Pro Flexthumb (from 11") + Flexmotion segmented open cuff



[HG4RP2]
TACKS 4R PRO²

FINGERS / BACKHAND	D30® + dual-density foam + PE inserts
PALM / LINER	Pro Clarino Nash + Nash reinforcement palm + Polygiene treated liner
THUMB / CUFF	Pro Flexthumb (SR) + Segmented Flexcuff



[HT310]
TACKS 310

PROTECTION	Multi-density foams + D30®
COMFORT	I.Q.SHION liner + multi-density foams
ADJUSTMENT	Single tool-free adjustment at rear



[HT210]
TACKS 210

PROTECTION	Max coverage dual density VN + EVA foam liner
COMFORT	Dual density foams
ADJUSTMENT	Single tool-free adjustment at rear



[HT70]
TACKS 70

PROTECTION	Full coverage dual density foam liner + integrated ear covers
COMFORT	Full coverage dual density foam liner + ventilated shell
ADJUSTMENT	Tool-free flip clip length adjustment on sides



TACKS 70 - JR
DESIGNED SPECIFICALLY FOR PLAYERS FROM **7 TO 10** YEARS OLD

PROTECTION	Full coverage dual density foam liner + integrated ergonomic ear covers
COMFORT	Full coverage dual density foam liner + ventilated shell
ADJUSTMENT	Tool-free flip clip length adjustment on sides + kid-specific silver cage adjustments

TACKS 70 - YT
DESIGNED SPECIFICALLY FOR PLAYERS FROM **3 TO 7** YEARS OLD

YOUTH



[HTMSPRT]
MULTISPORT
DESIGNED SPECIFICALLY FOR SKATERS FROM **2 TO 7** YEARS OLD

PROTECTION	High impact lightweight vented shell
COMFORT	EPP liner with built-in ear covers
ADJUSTMENT	Tool-free adjustable fit



[HG680]
JETSPEED FT680

FINGERS / BACKHAND	PE foam + PE inserts
PALM / LINER	Sensalast palm + sublimated reinforcement + laminated liner with PU foam cushioning
THUMB / CUFF	Pro Flexthumb (from 11") + short pre-angled 1pce open cuff



[HGAS580]
TACKS AS 580

FINGERS / BACKHAND	Dual-density foam with PE inserts + 3 piece index + integrated impact protection plate + D30® in knuckles
PALM / LINER	Nash palm with nash reinforcement + laminated liner with PU cushion foam
THUMB / CUFF	Pro Flexthumb (SR) + Flexmotion segmented open cuff



[HGNEXT23]
CCM NEXT (SR/JR)

FINGERS / BACKHAND	PE foam + PE inserts + 2 piece index
PALM / LINER	Sublimated Sensalast palm + reinforcement + laminated liner with PU cushion foam
THUMB / CUFF	Flexthumb (from 11") + short pre-angled one-piece open cuff

YOUTH



[HGAS5PRO]
YOUTH TACKS AS-V PRO

FINGERS / BACKHAND	PE foams with 2 piece index + integrated pro-style impact protection plate with D30®
PALM / LINER	Water repellent Nash palm with durable AX suede reinforcement
CUFF	Open cuff



[HGNEXT23]
YOUTH CCM NEXT

FINGERS / BACKHAND	PE foams with 2 piece fingers
PALM / LINER	Sublimated Sensalast palm + sublimated liner with PU cushion foam
CUFF	Open cuff

PANTS



[HPAS5PRO]
TACKS AS-V PRO

BACK	Exposed hd foam spine with D30® + seamless transition to tailpad
ADJUSTMENT/ LINER	Integrated belt + stabilized belly pad + 1" zipper
THIGH / HIP / KIDNEY	Floating molded hd foam cap + PE foam + JDP hip caps with D30® + molded PE cap + sublimated comfort liner



[HPAS5]
TACKS AS-V

BACK	Foam spine with D30® + seamless transition to tailpad
ADJUSTMENT/ LINER	Internal belt + stabilized belly pad + 1" zipper
THIGH / HIP / KIDNEY	Floating molded PE plastic cap + PE foam + molded PE cap + sublimated comfort liner + JDP hip caps with D30®



[HPAS580]
TACKS AS 580

BACK	Exposed foam spine + seamless transition to tailpad
ADJUSTMENT/ LINER	Internal belt + 1" zipper
THIGH / HIP / KIDNEY	Floating molded PE plastic cap + PE foam + JDP hip caps + molded PE cap + sublimated comfort liner



[HPFT6PRO]
JETSPEED FT6 PRO

BACK	Floating spine + hybrid spine shield with HD foam + ventilation
ADJUSTMENT/ LINER	Easy fit + built-in internal anti-twist belt + 1" zipper + Dryfoam
THIGH / HIP / KIDNEY	AER-TEC ventilation + Flofoam channels + molded PE hip caps with vented foam + HD foam thigh guards + leg zipper



[HPFT6]
JETSPEED FT6

BACK	Floating spine + hybrid spine shield + ventilation
ADJUSTMENT/ LINER	Easy fit + built-in internal belt + 1" zipper + Dryfoam
THIGH / HIP / KIDNEY	AER-TEC ventilation + molded PE hip caps with vented foam + floating lightweight foam + molded PE thigh guards + leg zipper



[PGJS]
JETSPEED GIRDLE

BACK	Hybrid spine shield + D30® + HD foam
ADJUSTMENT/ LINER	Height / width adjustable thigh guards
THIGH / HIP / KIDNEY	JDP + PE molded cap + mid-density foam



[HPFTW]
**WOMEN'S
JETSPEED FTW**

BACK	Hybrid spine shield + D30®
ADJUSTMENT/ LINER	Stretch opening + internal belt + 1" zipper + Dryfoam liner
THIGH / HIP / KIDNEY	Molded PE caps + floating thigh guard + leg zipper

SHOULDER PADS



[SPAS5PRO]
TACKS AS-V PRO

SHOULDER CAPS	Dual core HD foam caps + D30® inside + D30® frontal impact pod
TORSO / SPINE / STERNUM	Molded HD foam + ADPTFIT straps + VENT TECH floating sternum + spine hybrid shields + D30® at plexus & lower spine
BICEPS	ADPTFIT+ strap + height adjustable + 1" injected plastic extendable guard



[SPAS5]
TACKS AS-V

SHOULDER CAPS	JDP injected caps with exposed foam covers + D30® inside
TORSO / SPINE / STERNUM	Molded MD EVA foam + ADPTFIT straps + VENT TECH sternum & spine hybrid shields + D30® at plexus
BICEPS	ADPTFIT strap + height adjustable + injected plastic guard



[SPAS580]
TACKS AS 580

SHOULDER CAPS	JDP injected caps
TORSO / SPINE / STERNUM	Molded MD EVA foam + VENT TECH floating sternum hybrid shield + compress-molded spine cap
BICEPS	Height adjustable



[SPFT6PRO]
**JETSPEED
FT6 PRO**

SHOULDER CAPS	Ultra light U-Foam shoulder caps
TORSO / SPINE / STERNUM	AER-TEC suspension + vented molded Zotefoam Flexmotion jacket + hybrid shields + full Dryfoam no liner design
BICEPS	AER-TEC suspension + HD molded foam guards + length adjustment



[SPFT6]
JETSPEED FT6

SHOULDER CAPS	Ultra light U-Foam shoulder caps
TORSO / SPINE / STERNUM	AER-TEC suspension + vented molded PE foam Flexmotion jacket + hybrid shields + Dryfoam sides
BICEPS	PE-molded cap + sublimated liner + length adjustment



[SP680]
JETSPEED FT680

SHOULDER CAPS	JDP design caps with molded PE
TORSO / SPINE / STERNUM	Vented front + PE perforated foam jacket + sublimated liner + anatomical molded PE shields
BICEPS	PE-molded cap + sublimated liner + length adjustment



[SPFTW]
**WOMEN'S
JETSPEED FTW**


SHOULDER CAPS	Low-profile caps + D30®
TORSO / SPINE / STERNUM	Adjustable coverage PE foam base + molded sternum/spine
BICEPS	PE-molded cap + length adjustment



[HPNEXT23]
CCM NEXT (SR/JR)


BACK	PE foam + PE insert spine protector
ADJUSTMENT/ LINER	Padded belt + lace front + sublimated liner in tailpad
THIGH / HIP / KIDNEY	Molded PE caps + PE foam

YOUTH



[HPAS5PRO]
YOUTH TACKS AS-V PRO

BACK	Floating spine protector with D30® in tailbone pad
ADJUSTMENT/ LINER	E-fit internal belt + external belt and + 1" length-adjusting zipper
THIGH / HIP / KIDNEY	PE inserts thigh guard



[HPNEXT23]
YOUTH CCM NEXT


BACK	PE foam + PE insert spine protector
ADJUSTMENT/ LINER	External belt + stretch panel + sublimated liner in tailpad
THIGH / HIP / KIDNEY	Molded PE caps + PE foam



[SPNEXT23]
CCM NEXT (SR/JR)


SHOULDER CAPS	Molded PE caps
TORSO / SPINE / STERNUM	PE foam jacket + sublimated liner + anatomical floating sternum + hybrid spine
BICEPS	Height adjustable molded PE caps

YOUTH



[SPAS5PRO]
YOUTH TACKS AS-V PRO

SHOULDER CAPS	PE shoulder caps
TORSO / SPINE / STERNUM	Adjustable belly pad + Velcro adjustment + lightweight foam liner + molded PE foam spine + EVA foam with D30® at plexus
BICEPS	E-Fit sleeves + ADPTFIT bicep adjustment



[SPNEXT23]
YOUTH CCM NEXT

SHOULDER CAPS	Molded PE caps
TORSO / SPINE / STERNUM	PE foam jacket + sublimated liner + anatomical floating sternum + hybrid spine
BICEPS	Height adjustable molded PE caps

SHIN GUARDS



[SGAS5PRO]
TACKS AS-V PRO

KNEE CAPS	JDP kneecap with D30® inside (SR only) + protective comfort donut
SHIN CAPS & CALF	Anatomical PE shin cap + bottom pad with D30® + injection molded calf guard + D30® shot block protection
ATTACHMENT / LINER	ADPTFIT+ length-adjustable dual calf strap + padded hyper X lock strap + ADPTFIT+ tongues in tongues out liner



[SGAS5]
TACKS AS-V

KNEE CAPS	JDP kneecap with D30® inside (SR only) + protective comfort donut
SHIN CAPS & CALF	Anatomical PE shin cap with tape groove + abrasion resistant bottom pad with D30® + exposed injection molded calf guard + D30® shot block protection
ATTACHMENT / LINER	ADPTFIT+ length-adjustable dual calf strap + padded hyper X lock strap + removable ADPTFIT liner + detachable lower pad



[HGAS580]
TACKS AS 580

KNEE CAPS	JDP kneecap + protective comfort donut
SHIN CAPS & CALF	Anatomical PE shin cap with tape groove + exposed injected molded calf guard
ATTACHMENT / LINER	ADPTFIT length-adjustable calf strap + removable sublimated liner



[SGFT6PRO]
JETSPEED FT6 PRO

KNEE / SHIN CAPS	Anatomical JDP + Zotefoam + anticollapse X-frame + ventilation ports
CALF / THIGH	Floating compress-molded HD foam calf guard + thigh guard connected to liner
ATTACHMENT / LINER	AER-TEC suspension mesh liner + Length-adjustable calf strap + Flofoam donut



[SGFT6]
JETSPEED FT6

KNEE / SHIN CAPS	Anatomical JDP + perforated PE foam + anticollapse X-frame + ventilation port
CALF / THIGH	Floating compress-molded EVA foam calf guard + thigh guard connected to liner
ATTACHMENT / LINER	AER-TEC suspension mesh liner + Length-adjustable calf strap + Flofoam donut



[SG680]
JETSPEED FT680

KNEE / SHIN CAPS	Anatomical JDP + PE foam + ventilation ports
CALF / THIGH	Floating compress-molded mid density foam calf guard + PE foam thigh guard
ATTACHMENT / LINER	Length-adjustable calf strap + ventilated removable liner + donut

ELBOW PADS



[EPAS5PRO]
TACKS AS-V PRO

BICEP	2pce floating + reinforced EVA foam bicep guard + sublimated liner
ELBOW CAP	JDP cap + D30® inside & outside
FOREARM & ATTACHMENT	Slash shield + D30® + ADPTFIT+ straps: dual pull middle lock strap + 360° wraparound forearm strap



[EPAS5]
TACKS AS-V

BICEP	2pce floating articulated + reinforced bicep guard
ELBOW CAP	JDP cap + D30® inside + molded EVA foam cover
FOREARM & ATTACHMENT	Slash shield + sublimated liner + ADPTFIT middle lock strap + 360° wraparound forearm strap



[EPAS580]
TACKS AS 580

BICEP	Floating bicep + reinforced bicep guard
ELBOW CAP	JDP cap + molded EVA foam cover
FOREARM & ATTACHMENT	Slash shield + sublimated liner + length-adjustable forearm strap



[EPFT6PRO]
JETSPEED FT6 PRO

BICEP	3pce Flexmotion HD foam + Flexlide articulation + ventilation ports + Dryfoam
ELBOW CAP	Molded PE JDP cap + exposed EVA foam cover
FOREARM & ATTACHMENT	AER-TEC suspension + ventilation ports + reinforced HD foam guards + anti-slip Y-shape middle lock strap



[EPFT6]
JETSPEED FT6

BICEP	3pce Flexmotion + floating bicep pad + PE insert
ELBOW CAP	Molded PE JDP cap + exposed EVA foam cover
FOREARM & ATTACHMENT	AER-TEC suspension + reinforced HD foam guard + Y-shape middle lock strap



[EP680]
JETSPEED FT680

BICEP	Hybrid 3pce floating bicep + PE insert
ELBOW CAP	Molded PE JDP cap + exposed EVA foam cover
FOREARM & ATTACHMENT	Compress-molded PE plastic guard + flexible middle lock strap




[SGNEXT23]
CCM NEXT (SR/JR)

KNEE CAPS	JDP + molded PE
SHIN CAPS & CALF	PE foam calf guard + plastic insert + PE foam thigh guard
ATTACHMENT / LINER	Wide calf strap + removable sublimated liner



YOUTH
[SGAS5PRO]
YOUTH TACKS AS-V PRO

KNEE CAPS	Molded PE cap
SHIN CAPS & CALF	Molded PE cap + extended foam calf guard
ATTACHMENT / LINER	Upper lock strap + comfortable calf strap + removable comfort liner with D30® + knee cut out



[SGNEXT23]
YOUTH CCM NEXT

KNEE CAPS	PE cap
SHIN CAPS & CALF	PE cap + foam
ATTACHMENT / LINER	Y-strap + removable sublimated liner




[EPNEXT23]
CCM NEXT (SR/JR)

BICEP	2pce articulated foam + PE insert + sublimated liner
ELBOW CAP	JDP + PE cap + donut
FOREARM & ATTACHMENT	Compress-molded EVA foam + PE insert + 3 strap system



YOUTH
[EPAS5PRO]
YOUTH TACKS AS-V PRO

BICEP	Articulated bicep
ELBOW CAP	JDP cap reinforced with D30® + molded foam coverage
FOREARM & ATTACHMENT	Double strap adjustment system with maximized Velcro® landing zone



[EPNEXT23]
YOUTH CCM NEXT

BICEP	One piece foam + sublimated liner
ELBOW CAP	JDP PE hard caps
FOREARM & ATTACHMENT	Double strap system with max Velcro® landing

REF

REFEREE PROTECTIVE

BASED ON FEEDBACK FROM BIG-LEAGUE OFFICIALS, OUR COMPLETELY REDESIGNED REF PROTECTIVE GEAR ACHIEVES A HEAD-TO-TOE LOOK THAT PROTECTS WHILE COMMANDING RESPECT. EVERY PIECE IN THIS ALL-NEW COLLECTION IS MADE TO KEEP YOU SECURE, COMFORTABLE AND COOL UNDER PRESSURE.



[PPREF]

REFEREE SHELL/PANT

SIZES SR S, M, L, XL

COMFORT	LIGHTWEIGHT PANT	Wear layered over your desired level of base protection, such as the Referee Girdle (PGREF), for a moves-with-you tailored look that commands respect.
BELT	WIDE ELASTIC WAIST	Built to provide a comfortable fit, with integrated suspender holders around waist.
EXTERIOR	DURABLE WOVEN POLYESTER	Provides pro-level comfort, look, breathability and durable wear, with easy-to-hem length, and stretch panels where it matters.



[HPREF]

REFEREE PANTS

SIZES SR S, M, L, XL

PROTECTION	PADDED PANT WITH BUILT-IN PE INSERTS + SINGLE-DENSITY FOAM	Get a tailored look with pro-level protection in key areas. <small>PROTECTION INCREASED WHEN WORN WITH REFEREE GIRDLE (PGREF).</small>
BELT	SINGLE-BELT CLOSURE SYSTEM	Built to provide a custom fit, with integrated suspender holders around waist.
KIDNEY	REMOVABLE PADDED KIDNEY BELT	Nice just-in-case protection.
TAILBONE	SEGMENTED TAILBONE PAD	Hugs the body to deliver pro-level protection that's comfortable and easy to move around in.
EXTERIOR	DURABLE WOVEN POLYESTER	Provides pro-level comfort, look, breathability and durable wear, with easy-to-hem length.



[PGREF]

REFEREE PADDED BASE PANTS GIRDLE

SIZES SR S, M, L, XL

FIT	FORM-FITTING PERFORMANCE	Stretch compression base layer means you can follow the flow of the play in complete comfort.
PROTECTION	DIE-CUT FOAM PADDING	Pro-level of protection in key areas. <small>IN-GAME PROTECTION INCREASED WHEN WORN UNDER HPREF REFEREE PANT.</small>
CUP	PERFORMANCE ATHLETIC SUPPORT	Protective jock with hard shell for maximum comfort and protection.
BELT	WIDE ELASTIC WAIST	Comfortable fit with excellent freedom of movement.



[SGREF]

REFEREE SHIN GUARDS

SIZES SR 14", 15", 16"

PROTECTION	STREAMLINED DESIGN + MOLDED KNEE & SHIN CAPS + COMFORT FOAMS	Pro-level protection, comfort and mobility exactly where you need it.
ATTACHMENT	WIDE MESH WRAPAROUND CALF STRAP	With mesh straps above and below the knee, your fit is built to breathe and stay in place. Referees appreciate the low profile under their pants.



[EPREF]

REFEREE ELBOW PADS

SIZES SR M, L, XL

CONSTRUCTION	TAPERED SLEEVE DESIGN WITH LYCRA + ADJUSTABLE MESH STRAPS	Wraparound straps give you a breathable fit that stays in place - without sacrificing movement.
PROTECTION	LOW-PROFILE MOLDED FOAM ELBOW CAPS	Get the look and the protection with durable elbow pads that don't look bulky under your referee jersey.
BICEP	PE-MOLDED COMPONENTS	For extra protection that moves with the body for those important calls.



[PSREF]
**REFEREE
 PADDED SHIRT**

SIZES SR S, M, L, XL

FIT	FORM-FITTING PERFORMANCE FIT	Stretch compression base layer with long sleeves so you can follow the flow of play in complete comfort.
PROTECTION	DIE-CUT VENTED FOAM PADDING	Pro-level just-in-case protection in sternum, shoulders and sides with added breathability
MATERIAL	LIGHTWEIGHT LYCRA + BREATHABLE MESH	Keeps you comfortable, cool, dry and mobile.



[150]
150 W/ SNAPS
 REFEREE JERSEY

SIZES SR XS, S, M, L, XL, XXL

BODY	MID-WEIGHT SUPRAFIL®	CONTENT	100% POLYESTER DOUBLE KNIT
LOGO	CCM TRANSFER LOGO ON BACK HEM	OTHER	½ ZIP WITH SNAPS FOR ARMBANDS



04 - ORANGE

[152PCK]
ARMBAND SET (PACK OF 2)

SIZES SR S, L

CONTENT	100% POLYESTER (DK-150)	SMALL	9" REFEREE ARMBAND FOR XS-L JERSEYS
OTHER	SNAP-ON	LARGE	10" REFEREE ARMBAND FOR XL-XXL & PRO 44-56 JERSEYS



[BREFW30]
OFFICIALS' WHEELED BAG

SIZES 30" L X 16" H X 14" W
 (VOLUME: 6,720 INCH³)

MATERIALS	600D Ripstop polyester construction.	HANDLES	Reinforced retractable handle.
WHEELS	All-terrain wheels.	ACCESSORIES	Referee ID pocket.
COMPARTMENTS	2 main compartments with removable divider.	COLORS	Black

BANDY





[SKBTIV]
**TACKS
 TITANIUM -V**
 SKATES

SIZES	SR	7 - 12	REGULAR	FULL
	INT	4 - 6	REGULAR	FULL

HEAT MOLDABLE

QUARTER PACKAGE	ONE-PIECE BOOT Players get more direct energy transfer and a closer fit for more powerful strides.
MATERIAL	RFM COMPOSITE BLEND NHL-caliber lightweight composite blend.
STIFFNESS	170 Lightweight, stiff, and thermoformable core for great skating performance.
LINER	HD MICROFIBER High resistance to wear while delivering major comfort and durability.
COMFORT & ANKLE PADDING	MEMORY FOAM WITH SEAMLESS COMFORT Multi-density foam pads with Seamless Comfort finish wrap anatomically around your foot for customized fit and ultimate comfort.
TONGUE	REPLACEABLE ASYMMETRICAL 7mm felt tongue with reinforced layers for increased comfort and protection.
FOOTBED	MOLDED CCM ORTHOLITE Ultra-lightweight comfort and superior support, using recycled EVA foam.
HOLDER	SPEEDBLADE XS CCM quick-release holder with bladelock system.
RUNNER	XS BANDY RUNNER STAINLESS Provides a long-lasting edge for sustained performance.

[BRXSSP]
**XS BANDY
 RUNNER STAINLESS**

SIZES	238 - 304
-------	-----------

SPECS FITS SPEEDBLADE XS HOLDER



[BSCCM]
CCM BANDY STICK

SIZES	SR	CURVE 2, 3, 4
	JR	CURVE 2

SPECS FIBERGLASS LAMINATED WOOD STICK FOR THE ADULT PLAYER. THIS CONSTRUCTION GIVES YOU A VERY DURABLE STICK WITH A GREAT FEEL AND CONTROL. APPROVED BY THE SWEDISH BANDY FEDERATION.





[BG88KPRO]
88K PRO GLOVE

SIZES SR S, M, L

SPECS

POPULAR PRO STYLE PLAYER GLOVE WITH ADDED D3O PROTECTION IN FINGERS. TRICOT STYLE FOR GREAT GRIP AND FLEXIBILITY. VELCRO ATTACHMENT AT THE WRIST FOR A CUSTOM FIT. NEW SHORTER CUFF FOR MORE MOBILITY.

COLORS

NAVY, RED, BLACK



[BG88K]
88K GLOVE

SIZES SR S, M, L
JR XXS, XS

SPECS

POPULAR PRO STYLE PLAYER GLOVE. TRICOT STYLE FOR GREAT GRIP AND FLEXIBILITY. VELCRO ATTACHMENT AT THE WRIST FOR A CUSTOM FIT. NEW SHORTER CUFF FOR MORE MOBILITY.

COLORS

NAVY, RED, BLACK



[EPB86K]
BANDY 86K ELBOW PADS

SIZES SR S, M, L
JR S, M, L

SPECS

PRO STYLE ELBOW PROTECTION FOR BANDY. VERY LIGHT AND SOFT PROTECTION TO ENSURE FULL MOVABILITY AND AGILITY. EASY AND FAST TO BREAK IN, WILL BE GAME READY IN A FEW TRIES.



[SGB86K]
BANDY 86K SHIN GUARDS

SIZES SR 13", 14", 15" 16"
JR 10", 11", 12"

SPECS

NEW ANATOMICAL NARROW FIT DESIGN, NYLON UPPER LOCK STRAP + LENGTH-ADJUSTABLE CALF STRAP, PE FOAM + REMOVABLE LINER.



[BPCOV88K]
CCM BP COVER 88K

SIZES SR S, M, L, XL
 JR S, M, L, XL

SPECS FLEXIBLE COVERPANT TO FIT OVER THE GIRDLE. DURABLE DESIGN WITH STRIPE, ZIPPER, BELT AND ANKLE VELCRO ATTACHMENT.

COLORS ROYAL (03), NAVY (04), GREEN (06), RED (13), BLACK (14)



[BPGIRD88K]
BP GIRDLE 88K - SR

SIZES SR S, M, L, XL

SPECS GIRDLE FOR ELITE PLAYERS. GREAT PROTECTION OVER THE HIPS AND THIGHS. NEW VELCRO ATTACHMENT OVER THE THIGHS. HAS A TIGHT FIT TO ENSURE BEST PROTECTION.



[BPGIRD88K]
BP GIRDLE 88K - JR

SIZES JR 140 - 160

SPECS GIRDLE FOR JUNIOR PLAYERS. GREAT PROTECTION OVER THE HIPS AND THIGHS. HAS A TIGHT FIT TO ENSURE BEST PROTECTION.



[BBALL100] - 100 PACK
 [BBALL] - 1 PACK
BANDY BALL

SPECS BULK PACK OF 100 BALLS OR INDIVIDUALLY PACKAGED.

COLORS CERISE





GOALIE

EFLEX 6 PADS

AMPLIFY THE FLEX, FEEL, AND OVERALL SPEED IN THE CREASE THAT YOU HAVE COME TO EXPECT FROM EFLEX PADS. WITH GAME-CHANGING TECHNOLOGY, LIKE THE DRS PRO, THE PAD YOU'VE COME TO KNOW AND LOVE IS BACK AND READY TO BOOST YOUR PERFORMANCE LIKE NEVER BEFORE.

TECH 001

DRS PRO - DYNAMIC RESPONSE SYSTEM



FEATURING A ONE-PIECE LANDING ZONE AND A NEW HYPER ABSORBENT KNEE STACK CONSTRUCTION FOR ENHANCED PROTECTION FROM REPEATED IMPACT, DRS PRO GIVES YOU THE ABILITY TO UNLEASH YOUR POWERFUL CROSS CREASE MOVEMENTS WITH GREATER SEAL, STABILITY AND SLIDABILITY THAN EVER BEFORE.

TECH 002

QUICK MOTION STRAP SYSTEM 2

BUILT WITH BUTTERFLY BIOMECHANICS AT THE FOREFRONT, QMSS2 KEEPS YOUR BODY MOVING QUICKLY AND COHESIVELY WITH EVERY PAD ROTATION.



TECH 003

DUALITCORE WITH CONTROL REBOUND TECHNOLOGY

EFLEX 6 IS BUILT TO GIVE YOU THE ULTIMATE FLEXIBLE FEEL AND TO REACT WITH YOUR EVERY MOVE WITH A FLEXIBLE DESIGN BELOW THE KNEE AND INTO THE BOOT, BUT WITH ADDED STIFFNESS ABOVE THE KNEE FOR GREATER BUTTERFLY SEAL AND STABILITY. WITH CONTROL REBOUND TECHNOLOGY, YOU DICTATE THE GAME WITH A FOAM DESIGNED TO HELP DAMPEN SOFTER SHOTS OR KICK HARDER SHOTS OUT WITH POWERFUL PRECISION.



EFLEX 6 CATCHER

INTRODUCING THE NEW 581 GLOVE! BUILT OFF THE CLOSURE AND FEEL OF THE 580, THE EFLEX 6 581 COMBINES THE BELOVED CLASSIC WITH NEXT-GEN TECHNOLOGY. WITH A 15% WEIGHT REDUCTION, UPGRADED STRAPPING, INCREASED RANGE OF MOTION, AND MAXIMIZED RESPONSIVENESS, THE EFLEX 6 IS READY TO MAKE A GAME-SAVING STATEMENT.

TECH 001

LITECORE™

AT UNDER 1000G, REACT QUICKLY AND EFFICIENTLY WITH THE LIGHTWEIGHT INJECTION MOLDED PALM DESIGN THAT IS BUILT TO OPEN AND CLOSE WITH EASE AND CONTROL.

TECH 002

CROSS FORM STRAP + FORM FIT FINGERS

OPTIMIZED FIT AND FEEL FROM THE BASE OF THE PALM THROUGH TO THE FINGERTIPS WITH NEW PINKY AND INDEX FINGER ADJUSTMENTS FOR GREATER GLOVE CONNECTIVITY THAN EVER BEFORE. PLUS, WITH HEAT ACTIVATED FOAM YOU GET A MORE PERSONALIZED FEEL THAT GETS BETTER AND BETTER WITH EVERY GLOVE SAVE THAT YOU MAKE.



EFLEX 6 BLOCKER

THE PUCK COMES IN FROM EVERY ANGLE, BUT ONCE YOU MAKE THE SAVE, YOU TAKE CONTROL AND DEFLECT IT OUT WITH PRECISE AND POWERFUL DIRECTION. WITH GREATER RANGE OF MOTION, AND A STRONG LIGHTWEIGHT DESIGN, IT'S BUILT TO TRACK DOWN AND PUNCH OUT EVERY SHOT THAT COMES YOUR WAY.

TECH 001

LITECORE™

OUR LIGHTEST BLOCKER YET BUT FOR BALANCE AND POWER.

TECH 002

DURAPALM

THE ULTIMATE COMFORT AND FEEL OF AX SUEDE FEATURING THE ODOR-FIGHTING PROPERTIES OF POLYGIENE WITH ODC CRUNCH, WITH AN ERGONOMY DESIGN FOR GREATER FEEL AND RESPONSIVENESS WHEN PLAYING THE PUCK.



* CUSTOM COLOR SHOWN AND MANY OTHER COLORS AVAILABLE



NEW

[GPEFX6]
EFLEX 6
GOAL PADS

DRS PRO
DYNAMIC RESPONSE SYSTEM
DUALITECORE
TECHNOLOGY
CONTROL REBOUND

QMSS²
SPEEDSKIN

SIZES SR 33+1, 34+1, 34+2, 35+2, CUST.
INT CUST. ONLY

NEW

[GPE6.9]
EFLEX 6.9
GOAL PADS

DRS
DYNAMIC RESPONSE SYSTEM
DUALITECORE
TECHNOLOGY

QMSS²
SPEEDSKIN

SIZES SR 33+1, 34+1, 34+2, 35+2
INT 30+1, 31+1, 32+1

NEW

[GPE6.5]
EFLEX 6.5
GOAL PADS



DRS
DYNAMIC RESPONSE SYSTEM
DUALITECORE
TECHNOLOGY

QMSS²
SPEEDSKIN

SIZES SR 32+1, 33+1, 34+1 **SR - BOOKING ONLY**
JR 26+1, 28+1, 30+1

TECHNOLOGIES	DRS DYNAMIC RESPONSE SYSTEM PRO DUALITECORE TECHNOLOGY CONTROL REBOUND TECHNOLOGY QUICK MOTION STRAP SYSTEM 2 SPEED SKIN	TECHNOLOGIES	DRS DYNAMIC RESPONSE SYSTEM DUALITECORE TECHNOLOGY QUICK MOTION STRAP SYSTEM 2 SPEED SKIN	TECHNOLOGIES	DRS DYNAMIC RESPONSE SYSTEM DUALITECORE TECHNOLOGY QUICK MOTION STRAP SYSTEM 2 SPEED SKIN
FLEX PROFILE	PRE-CURVED SINGLE INNER, SINGLE BREAK OUTER Flexible feel while providing great butterfly closure.	FLEX PROFILE	PRE-CURVED SINGLE INNER, SINGLE BREAK OUTER Flexible feel while providing great butterfly closure.	FLEX PROFILE	PRE-CURVED SINGLE INNER, SINGLE BREAK OUTER Flexible feel and built for easier butterfly closure.
KNEE STACK	DRS DYNAMIC RESPONSE SYSTEM PRO HD one-piece landing zone for optimized seal and stability, and high-performance speed across the crease. Internal foam layering for strategic impact absorption.	KNEE STACK	DRS DYNAMIC RESPONSE SYSTEM HD one-piece landing zone built for excellent seal and stability to move with power and speed, with enhanced impact absorption.	KNEE STACK	DRS DYNAMIC RESPONSE SYSTEM One-piece landing zone for excellent seal and stability to move quickly and comfortably.
CORE CONSTRUCTION	DUALITECORE AND CONTROL REBOUND TECHNOLOGY Lightweight molded Pro core built for flexible feel below the knee with added stiffness in the thigh rise. Rebound foam built to control rebounds in tight, and direct harder shots out with precision.	CORE CONSTRUCTION	DUALITECORE + HD CORE Lightweight dual flex profile, built for flexible feel below the knee and added stiffness in the thigh rise. Rebound foam built for more control and precision.	CORE CONSTRUCTION	DUALITECORE Lightweight flexible feel built to move and react with every save.
LEG CHANNEL / STRAPPING	DEEP TIGHT FIT WITH QUICK MOTION STRAP SYSTEM 2 Responsive feel for maximum pad reactivity. Molded upper calf strap optimizes leg connectivity, positioning and pad rotation.	LEG CHANNEL / STRAPPING	DEEP TIGHT FIT WITH QUICK MOTION STRAP SYSTEM 2 Responsive feel for maximum pad reactivity. Upper calf strap optimizes leg connectivity, positioning and pad rotation.	LEG CHANNEL / STRAPPING	DEEP TIGHT FIT WITH QUICK MOTION STRAP SYSTEM 2 Reactionary feel for quick and easy pad rotation and recovery.
BOOT	90 DEGREE WITH SHALLOW CHANNEL + BUNGEE TOE SYSTEM Enhanced range of motion and connectivity for post seal and power pushes.	BOOT	90 DEGREE WITH SHALLOW CHANNEL + BUNGEE TOE SYSTEM Enhanced range of motion and connectivity for post seal and power pushes.	BOOT	90 DEGREE WITH SHALLOW CHANNEL + OFFSET (JR-ONLY) BUNGEE TOE STRING SYSTEM Easier to make contact the ice and push off for cross crease movements.
KNEE CRADLE	OPEN DESIGN WITH REMOVABLE KNEE CRADLE WRAP Allows for optimal interaction and rotational performance with knee pads.	KNEE CRADLE	OPEN DESIGN WITH REMOVABLE KNEE CRADLE WRAP Allows for optimal interaction and rotational performance with knee pads.	KNEE CRADLE	OPEN DESIGN WITH REMOVABLE KNEE CRADLE WRAP Allows for optimal interaction and rotational performance with knee pads.
STABILIZER	HD RAISED FLAT INSIDE EDGE DESIGN Maximized seal and stability for powerful cross-crease movements.	STABILIZER	HD RAISED FLAT INSIDE EDGE DESIGN Maximized seal and stability for powerful cross-crease movements.	STABILIZER	RAISED FLAT INSIDE EDGE DESIGN Seal and stability for easy cross-crease movements.
COLORS	WWWWW (SR ONLY), CUSTOM	COLORS	WWWWW	COLORS	WWWWW
BOOKING COLORS	N/A	BOOKING COLORS	GPE6.9CC WWBB, WWNN, CHI, TOR, MTL, DET, BOS	BOOKING COLORS	GPE6.5CC WWBB, WWNN, CHI, TOR, MTL, DET, BOS

****THESE ARE THE STOCK SPECS. SR PRO AND INT PRO CAN ALSO BE ORDERED WITH CUSTOM SPECIFICATIONS.



GPEFX6 - LAUNCH DATE

GPE6.9 - LAUNCH DATE

GPE6.5 - LAUNCH DATE



NEW

[GMEFX6]
EFLEX 6
CATCH GLOVE

LITECORE DURA-PALM
FORMFIT FLEXMOTION²
CROSSFORM STRAP



NEW

[GME6.9]
EFLEX 6.9
CATCH GLOVE

LITECORE
FORMFIT
CROSSFORM STRAP
FLEXMOTION²

NEW

[GME6.5]
EFLEX 6.5
CATCH GLOVE

LITECORE
FORMFIT
CROSSFORM STRAP
FLEXMOTION²

SIZES	SR REGULAR, FULL RIGHT
INT	REGULAR, FULL RIGHT (CUSTOM ONLY)

SIZES	SR REGULAR, FULL RIGHT
INT	REGULAR, FULL RIGHT

SIZES	SR REGULAR, FULL RIGHT	SR - BOOKING ONLY
JR	REGULAR, FULL RIGHT	

TECHNOLOGIES	LITECORE™ CROSS FORM STRAP DURA PALM FLEXMOTION ²	FORM FIT D30®	TECHNOLOGIES	LITECORE™ FORM FIT CROSS FORM STRAP FLEXMOTION ²	TECHNOLOGIES	LITECORE™ FORM FIT CROSS FORM STRAP FLEXMOTION ²
CUFF / THUMB	LITECORE™ Lightweight injection-molded one-piece cuff design.		CUFF / THUMB	LITECORE™ Lightweight one-piece cuff design.	CUFF / THUMB	LITECORE™ Lightweight one-piece cuff design with a kid-friendly feel.
BREAK ANGLE	NEW 581 Inspired by the 580 angle and shape, but redesigned for enhanced, closure, feel and responsiveness.		BREAK ANGLE	NEW 581 Inspired by the 580 angle and shape, but redesigned for enhanced, closure, feel and responsiveness.	BREAK ANGLE	NEW 581 Inspired by the 580 angle and shape, but redesigned for enhanced, closure, feel and responsiveness.
PALM STIFFNESS	GAME-READY FIT + D30® PROTECTION Easy break-in with added high impact protection.		PALM STIFFNESS	GAME-READY FIT + LAYERED FOAM PROTECTION Easy break-in and puck absorption.	PALM STIFFNESS	GAME-READY FIT Easy break-in.
STRAPPING	CROSS FORM STRAP Secures the back of the hand via multiple attachment points for greater responsiveness while allowing for greater wrist mobility.		STRAPPING	CROSS FORM STRAP Secures the back of the hand via multiple attachment points for greater responsiveness while allowing for greater wrist mobility.	STRAPPING	CROSS FORM STRAP Secures the back of the hand via multiple attachment points for greater responsiveness while allowing for greater wrist mobility.
FINGER AREA	FORM FIT WITH PINKY AND INDEX FINGER FIT SYSTEM Responsive and adjustable fit system for a more personalized hand position, heat-activated foam helps to improve the fit, feel and break-in of the glove.		FINGER AREA	FORM FIT WITH PINKY AND INDEX FINGER FIT SYSTEM Responsive and adjustable fit system for a more personalized hand position, heat-activated foam helps to improve the fit, feel and break-in of the glove.	FINGER AREA	FORM FIT WITH PINKY AND INDEX FINGER FIT SYSTEM Comfortable and adjustable fit system for a more personalized feel, heat-activated foam helps to improve the fit, feel and break-in of the glove.
CUFF	FLEXMOTION² Strategic flex points and layered protection for greater range of motion.		CUFF	FLEXMOTION² Strategic flex points and layered protection for greater range of motion.	CUFF	FLEXMOTION² Strategic flex points and layered protection for greater range of motion.
POCKET	DOUBLE STRAIGHT TEE Better puck absorption and tracking.		POCKET	DOUBLE STRAIGHT TEE Better puck absorption and tracking.	POCKET	DOUBLE STRAIGHT TEE Better puck absorption and tracking.
BACKHAND GUARD	HD FLEX MOTION 2 BACKHAND Strategic tri-flex design and high impact protection.		BACKHAND GUARD	HD FLEX MOTION 2 BACKHAND Strategic tri-flex design with strong impact protection with mobility.	BACKHAND GUARD	FLEX MOTION 2 BACKHAND Impact protection with tri-flex design for easy closure.
PALM AND LINER	DURA PALM WITH POLYGIENE & ODOR CRUNCH Featuring AX Suede with Suregrip for enhanced feel and comfort, with added odor management.		PALM AND LINER	SUREGRIP PALM Comfort, feel and added control.	PALM AND LINER	SUREGRIP PALM Comfort, feel and added control.

COLORS	WWWW, CUSTOM
--------	--------------

COLORS	WWWW
--------	------


COLORS	WWWW
--------	------

BOOKING COLORS	N / A
----------------	-------

BOOKING COLORS	GME6.9CC WWBB, WWNN, CHI, TOR, MTL, DET, BOS
----------------	---

BOOKING COLORS	GME6.5CC WWWW, WWNN, CHI, TOR, MTL, DET, BOS
----------------	---

***THESE ARE THE STOCK SPECS.
SR PRO AND INT PRO CAN ALSO BE ORDERED WITH CUSTOM SPECIFICATIONS.

STOCK COLOR  WWWW (SR ONLY)



EFLEX 6 - LAUNCH DATE

GME6.9 - LAUNCH DATE

GME6.5 - LAUNCH DATE



NEW
[GBEFX6]

EFLEX 6
BLOCKER

LITECORE
DURA-PALM

D3O²
FLEXMOTION²

SIZES SR REGULAR, FULL RIGHT
INT REGULAR, FULL RIGHT (CUSTOM ONLY)

TECHNOLOGIES

LITECORE™
DURAPALM
D3O®
FLEXMOTION²

PALM
POSITION

CENTERED PALM POSITION
Balanced feel.

PALM

DURA PALM WITH POLYGIENE
& ODOR CRUNCH
AX Suede for optimal comfort and feel,
with greater odor management.

SIDE WALL
PROTECTION

MOLDED X-STIFF SIDEWALL WITH
STRAIGHT FINGER PROTECTION
High-impact protection and strength.

FINGER
PROTECTORS

HD FOAM WRAP + D3O® PROTECTION
Optimal impact protection.

BLOCKING
BOARD

LITECORE™ WITH HD CORE DESIGN
Lightweight balance and powerful rebounds off
the blocker face.

CUFF

FLEXMOTION²
Strategic segmentation and adjustability
for greater range of motion.

COLORS

WWW, CUSTOM

BOOKING
COLORS

N / A

NEW

[GBE6.9]
EFLEX 6.9
BLOCKER

LITECORE
FLEXMOTION²

SIZES SR REGULAR, FULL RIGHT
INT REGULAR, FULL RIGHT

TECHNOLOGIES

LITECORE™
FLEXMOTION²

PALM
POSITION

CENTERED PALM POSITION
Balanced feel.

PALM

REINFORCED GREY NASH®
Great feel and durability.

SIDE WALL
PROTECTION

STIFF SIDEWALL WITH
STRAIGHT FINGER PROTECTION
Provides strong impact protection.

FINGER
PROTECTORS

HIGH-DENSITY FOAM WRAP
Provides great impact protection.

BLOCKING
BOARD

LITECORE™
Lightweight balance with rebound
pop off the blocker face.

CUFF

FLEXMOTION²
Strategic segmentation and adjustability
for greater range of motion.

COLORS

WWW

BOOKING
COLORS

GBE6.9CC
WWW, WWNN, CHI, TOR, MTL, DET, BOS

NEW

[GBE6.5]
EFLEX 6.5
BLOCKER

LITECORE
FLEXMOTION²

SIZES SR REGULAR, FULL RIGHT **SR - BOOKING ONLY**
JR REGULAR, FULL RIGHT

TECHNOLOGIES

LITECORE™
FLEXMOTION²

PALM
POSITION

CENTERED PALM POSITION
Balanced feel.

PALM

REINFORCED GREY NASH®
Great feel and durability.

SIDE WALL
PROTECTION

STIFF SIDEWALL WITH
STRAIGHT FINGER PROTECTION
Provides impact protection.

FINGER
PROTECTORS

LOW-DENSITY FOAM WRAP
Provides impact protection.

BLOCKING
BOARD

LITECORE™
Lightweight feel and built to direct out rebounds.

CUFF

FLEXMOTION²
Strategic segmentation and adjustability
for greater range of motion.

COLORS

WWW

BOOKING
COLORS

GBE6.5CC
WWW, WWNN, CHI, TOR, MTL, DET, BOS

****THESE ARE THE STOCK SPECS.

SR PRO AND INT PRO CAN ALSO BE ORDERED WITH CUSTOM SPECIFICATIONS.

STOCK COLOR



WWW (SR ONLY)

STOCK COLOR



WWW

BOOKING COLORS [GBE6.9CC]



WWBB



WWNN



CHIC



TOR



MTL



DET



BOS

STOCK COLOR



WWW

BOOKING COLORS [GBE6.5CC]



WWBB



WWNN



CHIC



TOR



MTL



DET



BOS

GBEFX6 - LAUNCH DATE

GBE6.9 - LAUNCH DATE

GBE6.5 - LAUNCH DATE



* CUSTOM COLOR SHOWN AND MANY OTHER COLORS AVAILABLE



[GPAXIS2]
AXIS 2
GOAL PADS

DRS PRO
DYNAMIC RESPONSE SYSTEM
LITEXCORE
MAX REBOUND +
TECHNOLOGY
QMSS²
SPEEDSKIN

SIZES SR 33+1, 34+1, 34+2, 35+2, CUST.
INT CUST. ONLY

[GPA2.9]
AXIS 2.9
GOAL PADS

DRS
DYNAMIC RESPONSE SYSTEM
LITEXCORE
QMSS²
SPEEDSKIN

SIZES SR 33+1, 34+1, 34+2, 35+2
INT 30+1, 31+1, 32+1



[GPA2.5]
AXIS 2.5
GOAL PADS

DRS
DYNAMIC RESPONSE SYSTEM
LITEXCORE
QMSS²
SPEEDSKIN

SIZES JR 26+1, 28+1, 30+1

TECHNOLOGIES	DRS DYNAMIC RESPONSE SYSTEM PRO LITEXCORE™ TECHNOLOGY MAX REBOUND TECHNOLOGY+ QUICK MOTION STRAP SYSTEM 2 SPEED SKIN	TECHNOLOGIES	DRS DYNAMIC RESPONSE SYSTEM LITEXCORE™ TECHNOLOGY QUICK MOTION STRAP SYSTEM 2 SPEED SKIN	TECHNOLOGIES	DRS DYNAMIC RESPONSE SYSTEM LITEXCORE™ TECHNOLOGY QUICK MOTION STRAP SYSTEM 2 SPEED SKIN
FLEX PROFILE	PRE-CURVED SINGLE INNER, NO BREAK OUTER Optimized stiffness, coverage and butterfly closure.	FLEX PROFILE	PRE-CURVED SINGLE INNER, NO BREAK OUTER Maximized stiffness, coverage and butterfly closure.	FLEX PROFILE	PRE-CURVED SINGLE INNER, NO BREAK OUTER Quick and easy pad rotation for easy butterfly movements.
KNEE STACK	DRS DYNAMIC RESPONSE SYSTEM PRO HD one-piece landing zone to increase seal and stability for maximum speed and powerful movements. New inner foam layering built specifically for strategic impact absorption.	KNEE STACK	DRS DYNAMIC RESPONSE SYSTEM HD one-piece landing zone built for excellent seal and stability to move with power and speed, with enhanced impact absorption.	KNEE STACK	DRS DYNAMIC RESPONSE SYSTEM One-piece landing zone for excellent seal and stability to move quickly and comfortably.
CORE CONSTRUCTION	LITEXCORE AND MAX REBOUND+ TECHNOLOGY Very lightweight molded Pro core built for extremely powerful rebounds.	CORE CONSTRUCTION	LITEXCORE™ Very lightweight core built for powerful rebounds.	CORE CONSTRUCTION	LITEXCORE™ TECHNOLOGY Lightweight core built for powerful rebounds.
LEG CHANNEL / STRAPPING	SHALLOW LOOSE FIT WITH QUICK MOTION STRAP SYSTEM 2 Strategic strapping, including molded upper calf strap, for optimal leg positioning and pad rotation.	LEG CHANNEL / STRAPPING	SHALLOW LOOSE FIT WITH QUICK MOTION STRAP SYSTEM 2 Strategic strapping for optimal leg positioning and pad rotation.	LEG CHANNEL / STRAPPING	SHALLOW LOOSE FIT WITH QUICK MOTION STRAP SYSTEM 2 Quick and easy pad rotation and recovery.
BOOT	90 DEGREE WITH SHALLOW CHANNEL + BUNGEE TOE SYSTEM Enhanced range of motion and connectivity for power pushes.	BOOT	90 DEGREE WITH SHALLOW CHANNEL + BUNGEE TOE SYSTEM Enhanced range of motion and connectivity for power pushes.	BOOT	90 DEGREE WITH SHALLOW CHANNEL + OFFSET BUNGEE TOE STRING SYSTEM Easier contact with the ice for cross crease movements.
KNEE CRADLE	OPEN CRADLE WITH REMOVABLE KNEE CRADLE WRAP Allows for optimal interaction and performance with knee pads.	KNEE CRADLE	OPEN CRADLE WITH REMOVABLE KNEE CRADLE WRAP Allows for optimal interaction and performance with knee pads.	KNEE CRADLE	OPEN CRADLE WITH REMOVABLE KNEE CRADLE WRAP Allows for optimal interaction and performance with knee pads.
STABILIZER	HD RAISED FLAT INSIDE EDGE DESIGN Maximized seal and stability for powerful cross crease movements.	STABILIZER	HD RAISED FLAT INSIDE EDGE DESIGN Maximized seal and stability for powerful cross crease movements.	STABILIZER	RAISED FLAT INSIDE EDGE DESIGN Seal and stability for easy cross-crease movements.
COLORS	WWWW (SR ONLY), CUSTOM	COLORS	WWWW	COLORS	WWWW
BOOKING COLORS	N/A	BOOKING COLORS	GPA2.9CC - WWBB, WWNN, CHI, TOR	BOOKING COLORS	GPA2.5CC - WWBB, WWNN, CHI, TOR

****THESE ARE THE STOCK SPECS.
SR PRO AND INT PRO CAN ALSO BE ORDERED WITH CUSTOM SPECIFICATIONS.





D3O₂

[GMAXIS2]
AXIS 2
CATCH GLOVE

LITECORE DURA-PALM
FORMFIT FLEXMOTION²
CROSSFORM STRAP

SIZES SR REGULAR, FULL RIGHT
INT REGULAR, FULL RIGHT (CUSTOM ONLY)



[GMA2.9]
AXIS 2.9
CATCH GLOVE

LITECORE
FORMFIT
CROSSFORM STRAP
FLEXMOTION²

SIZES SR REGULAR, FULL RIGHT
INT REGULAR, FULL RIGHT



[GMA2.5]
AXIS 2.5
CATCH GLOVE

LITECORE
FORMFIT
CROSSFORM STRAP
FLEXMOTION²

SIZES JR REGULAR, FULL RIGHT

TECHNOLOGIES	LITECORE™ CROSS FORM STRAP DURA PALM	FORM FIT D3O® FLEXMOTION ²	TECHNOLOGIES	LITECORE™ CROSS FORM STRAP	FORM FIT FLEXMOTION ²	TECHNOLOGIES	LITECORE™ CROSS FORM STRAP	FORM FIT FLEXMOTION ²
CUFF / THUMB	LITECORE™ Lightweight injection-molded one-piece cuff design.		CUFF / THUMB	LITECORE™ Lightweight one-piece cuff design.		CUFF / THUMB	LITECORE™ Lightweight one-piece cuff design with a kid-friendly feel.	
BREAK ANGLE	NEW 591 Based off the reliable 590 angle and shape, but redesigned for enhanced, closure, feel and responsiveness.		BREAK ANGLE	NEW 591 Based off the reliable 590 angle and shape, but redesigned for enhanced, closure, feel and responsiveness.		BREAK ANGLE	NEW 591 Based off the reliable 590 angle and shape, but redesigned for enhanced, closure, feel and responsiveness.	
PALM STIFFNESS	GAME-READY FIT + D3O® PROTECTION Easy break-in with added high impact protection.		PALM STIFFNESS	GAME-READY FIT + LAYERED FOAM PROTECTION Easy break-in and puck absorption.		PALM STIFFNESS	GAME-READY FIT Easy break-in.	
STRAPPING	CROSS FORM STRAP Secures the back of the hand via multiple attachment points for greater responsiveness while allowing for greater wrist mobility.		STRAPPING	CROSS FORM STRAP Secures the back of the hand via multiple attachment points for greater responsiveness while allowing for greater wrist mobility.		STRAPPING	CROSS FORM STRAP Secures the back of the hand via multiple attachment points for greater responsiveness while allowing for greater wrist mobility.	
FINGER AREA	FORM FIT Heat-activated foam designed for customized feel and optimal responsiveness with adjustable fit system.		FINGER AREA	FORM FIT Heat-activated foam designed for customized feel and optimal responsiveness with adjustable fit system.		FINGER AREA	FORM FIT Heat-activated foam designed for customized feel and optimal responsiveness with adjustable fit system.	
CUFF	FLEXMOTION ² Strategic flex points and layered protection for greater range of motion.		CUFF	FLEXMOTION ² Strategic flex points and layered protection for greater range of motion.		CUFF	FLEXMOTION ² Strategic flex points and layered protection for greater range of motion.	
POCKET	DOUBLE STRAIGHT TEE Better puck absorption and tracking.		POCKET	DOUBLE STRAIGHT TEE Better puck absorption and tracking.		POCKET	DOUBLE STRAIGHT TEE Better puck absorption and tracking.	
BACKHAND GUARD	MOLDED FLEX MOTION 2 BACKHAND Strategic tri-flex design and high impact protection.		BACKHAND GUARD	HD FLEX MOTION 2 BACKHAND Tri-flex design with strong impact protection with mobility.		BACKHAND GUARD	FLEXMOTION 2 BACKHAND Impact protection with tri-flex design for easy closure.	
PALM AND LINER	DURA PALM WITH POLYGIENE & ODOR CRUNCH Featuring AX Suede with Suregrip for enhanced feel and comfort, with added odor management.		PALM AND LINER	SUREGRIP PALM Comfort, feel and added control.		PALM AND LINER	SUREGRIP PALM Comfort, feel and added control.	
COLORS	WWWWW, CUSTOM		COLORS	WWWWW		COLORS	WWWWW	
BOOKING COLORS	N / A		BOOKING COLORS	GMA2.9CC WWBB, WWNN, CHI, TOR		BOOKING COLORS	GMA2.5CC WWWWW, WWNN, CHI, TOR	

****THESE ARE THE STOCK SPECS.
SR PRO AND INT PRO CAN ALSO BE ORDERED WITH CUSTOM SPECIFICATIONS.





[GBAXIS2]

AXIS 2
BLOCKER

LITECORE
DURA-PALM



FLEXMOTION²

SIZES SR REGULAR, FULL RIGHT
INT REGULAR, FULL RIGHT (CUSTOM ONLY)

TECHNOLOGIES LITECORE™ D3O® DURA PALM FLEXMOTION²

PALM POSITION CENTERED PALM POSITION
Balanced feel.

PALM DURA PALM WITH POLYGIENE & ODOR CRUNCH
AX Suede for optimal comfort and feel, with greater odor management.

SIDE WALL PROTECTION MOLDED X-STIFF SIDEWALL WITH CURVED FINGER PROTECTION
High-impact protection and strength.

FINGER PROTECTORS HD FOAM WRAP + D3O® PROTECTION
Optimal impact protection.

BLOCKING BOARD LITECORE™
Lightweight balance and powerful r rebounds off the blocker face.

CUFF FLEXMOTION²
Strategic segmentation and adjustability for greater range of motion.

COLORS WWWW, CUSTOM

BOOKING COLORS N / A

[GBA2.9]

AXIS 2.9
BLOCKER

LITECORE
FLEXMOTION²

SIZES SR REGULAR, FULL RIGHT
INT REGULAR, FULL RIGHT

TECHNOLOGIES LITECORE™ FLEXMOTION²

PALM POSITION CENTERED PALM POSITION
Balanced feel.

PALM REINFORCED NASH®
Great feel and durability.

SIDE WALL PROTECTION STIFF SIDEWALL WITH CURVED FINGER PROTECTION
Provides strong impact protection.

FINGER PROTECTORS HIGH-DENSITY FOAM WRAP
Provides great impact protection.

BLOCKING BOARD LITECORE™
Lightweight balance with increased rebound force off the blocker face.

CUFF FLEXMOTION²
Strategic segmentation and adjustability for greater range of motion.

COLORS WWWW

BOOKING COLORS GBA2.9CC
WWW, WWNN, CHI, TOR

[GBA2.5]

AXIS 2.5
BLOCKER

LITECORE
FLEXMOTION²

SIZES JR REGULAR, FULL RIGHT

TECHNOLOGIES LITECORE™ FLEXMOTION²

PALM POSITION CENTERED PALM POSITION
Balanced feel.

PALM REINFORCED NASH®
Great feel and durability.

SIDE WALL PROTECTION STIFF SIDEWALL WITH CURVED FINGER PROTECTION
Provides impact protection.

FINGER PROTECTORS LOW-DENSITY FOAM WRAP
Provides impact protection.

BLOCKING BOARD LITECORE™
Lightweight feel and built to direct out rebounds.

CUFF FLEXMOTION²
Strategic segmentation and adjustability for greater range of motion.

COLORS WWWW

BOOKING COLORS GBA2.5CC
WWW, WWNN, CHI, TOR

***THESE ARE THE STOCK SPECS.
SR PRO AND INT PRO CAN ALSO BE ORDERED WITH CUSTOM SPECIFICATIONS.

STOCK COLOR



WWW (SR ONLY)

STOCK COLOR



WWW

BOOKING COLORS [GBA2.9CC]



WWBB WWNN CHIC TOR

STOCK COLOR



WWW

BOOKING COLORS [GBA2.5CC]



WWBB WWNN CHIC TOR



[AP7000]
TOE BRIDGE HD / LACING
 COLOR: WHITE
 PAIR



[AP7006]
SHIN STRAP
 COLOR: WHITE
 PAIR



[AP7010]
LEATHER BOOT STRAP KIT
 COLOR: WHITE
 PAIR



[AP7008]
**KNEE CRADLE ELASTIC /
 VELCRO**
 COLOR: WHITE
 PAIR

[AP7011]
QK5 BOOT STRAP KIT
 COLOR: WHITE
 PAIR



[AP7015]
**KNEE CRADLE
 WRAP**
 COLOR: WHITE
 PAIR



[AP7012]
TOE ELASTIC KIT SR
 COLOR: WHITE
 PAIR



NEW
 [AP7017]
DRS KNEE ELASTIC
 COLOR: WHITE
 PAIR

[AP7016]
TOE ELASTIC KIT JR
 COLOR: WHITE
 PAIR

YTFLEX 3

YOUTH GEAR

EVEN THE SMALLEST GOALIES HAVE BIG DREAMS. WITH THE YTFLEX 3, THEY'LL BE ABLE TO LEARN HOW TO MAKE SAVES LIKE THEIR FAVORITE GOALIES. WHETHER IT'S THEIR FIRST TIME IN GOALIE GEAR, OR THEY'RE SHIFTING TOWARDS BECOMING FULL-TIME PUCK STOPPERS, YTFLEX 3 IS BUILT TO HELP THEM MAKE EVERY SAVE WITH CONFIDENCE!

TECH 001

EASY TO LEARN DESIGN

YTFLEX 3 IS DESIGNED TO HELP GOALIES LEARN THE INS AND OUTS OF BEING A GOALIE. WITH PRODUCT FEATURES THAT HELP THEM LEARN HOW TO BUTTERFLY, PUSH AND SLIDE ACROSS THE CREASE, AND HOW TO HANDLE THOSE SNEAKY SHOTS UP HIGH, THEY'LL BE HAVING FUN AND GETTING BETTER WITH EVERY SAVE.

TECH 002

PARENT-FRIENDLY FEATURES

WITH FEATURES THAT ARE DESIGNED TO HELP GOALIES GET DRESSED QUICKLY AND EASILY, EVEN FIRST-TIME GOALIE PARENTS WILL BE ABLE TO HELP THEIR TINY TENDY GET READY. PLUS, WITH LOTS OF ADJUSTABILITY, IT CAN ADAPT TO THE GROWING GOALIE!



[GPYFX3]
YTFLEX 3
GOAL PADS

SIZES YT 20", 22", 24", 26"

FLEX PROFILE	FLEXIBLE SINGLE BREAK Mobile design to learn how to be a goalie with ease.
BOOT CHANNEL	SHALLOW SOFT Responsive feel between the skate and the pads.
LEG CHANNEL & STRAPPING	TIGHT-FIT WITH FLY STRAP SYSTEM Easy parent-friendly Velcro strapping that helps the pads move in sync with the goalie.
KNEE CRADLE	ADPT FIT Customized fit for enhanced comfort all game long, even as the goalie grows.
PAD FACE	FLAT FACE DESIGN Helps the goalie learn how to direct out rebounds with control.
KNEE STACK	QUICK STACK Gives the goalie extra balance and seal along the ice so no pucks squeak through.
TOE BRIDGE	OFFSET DESIGN Helps the goalie get their skate to the ice for easy side to side pushes.
COLORS	WHITE / BLACK
BOOKING COLORS	GPYFX3CC WHITE / RED, WHITE / ROYAL



[GMYFX3]
YTFLEX 3
CATCH GLOVE

SIZES YT REGULAR, FULL RIGHT


CUFF / THUMB	ONE PIECE Gives the goalie extra coverage and protection.
BREAK ANGLE	591 Helps the goalie snag pucks out of the air.
PALM STIFFNESS	GAME READY Easy to close design.
POCKET	SINGLE STRAIGHT TEE Big pocket to make big saves.
INNER PALM	FELT & FOAM Helps absorb puck impact.
COLORS	WHITE / BLACK
BOOKING COLORS	GMYFX3CC WHITE / RED, WHITE / ROYAL



[GBYFX3]
YTFLEX 3
BLOCKER

SIZES YT REGULAR, FULL RIGHT

FRONT	PRE-CURVED SHAPE Makes rebound control look easy.
PALM POSITION	CENTERED PALM POSITION Balanced feel.
PALM	NASH® WITH MESH GUSSET Maximum comfort and feel.
THUMB PROTECTOR	MOLDED THUMB Make big saves and stay protected.
FINGER PROTECTORS	LOW-DENSITY FOAM WRAP Keep your fingers protected too.
BLOCKING BOARD	FOAM/PLASTIC Deflect rebounds out of harm's way.
COLORS	WHITE / BLACK
BOOKING COLORS	GBYFX3CC WHITE / RED, WHITE / ROYAL





[ABYFX3]
YTFLEX 3
CHEST PROTECTOR

SIZES	YT	S/M, L/XL	SIZING SPEC	YT L/XL:
			YT S/M: CHEST: 9" ARM: 12"	CHEST: 11" ARM: 14"

STERNUM & CHEST	PE FOAM Keeps the goalie safe from high shots.
SHOULDER WINGS & CAPS	SEGMENTED SQUARE DESIGN Gives the goalie coverage and mobility.
BODY & RIBS	3-PIECE CONSTRUCTION Helps the goalie move, while keeping the body protected from all angles.
BICEP / FOREARM	FLEXIBLE FOAM Built to keep the goalie safe, while also helping them stay mobile.
ELBOW	ANATOMICAL ELBOW CUP Provides great fit.
STRAPPING	ADJUSTABLE VELCRO Customized to keep the goalie safe and comfortable.



[HPGYF3]
YTFLEX 3
GOALIE PANT

SIZES	YT	S/M, L/XL	SIZING SPEC	YT L/XL:
			YT S/M: WAIST: 18"-20"	WAIST: 20"-22"

WAIST	TAPERED FIT Comfortable and stays in place.
THIGH PROTECTION	2-PIECE MOLDED FOAM Provides the goalie with protection and coverage.
HIP / GROIN PROTECTION	SEGMENTED FOAM Lightweight and mobile impact protection.
SPINE	SEGMENTED FOAM Increased comfort and fit.
MATERIAL	200D NYLON WITH STRETCH ZONES Increases durability and mobility.
COLOR	BLACK



NEW
[ACPADDJ]
YTFLEX
PADDED JERSEY

DESIGNED FOR PLAYERS TRYING OUT GOALTENDING.
EASY FIT FOR WEARING OVER PLAYER SHOULDER PADS AND ELBOW PADS.*

SIZES	YT	OSFA
-------	----	------

PADDING	ADDED FOAM PADDING IN COMMON IMPACT AREAS.
---------	--

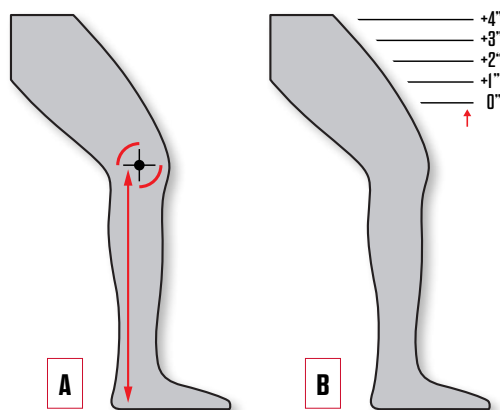
FIT	LOOSE FIT WITH FLEXIBLE FOAM PADDING MAKING IT EASY TO MOVE FROM SAVE TO SAVE.
-----	--

*Built for very recreational youth hockey, we recommend upgrading to the YTFlex 3 chest protector when the level of play increases and the player makes the shift to becoming a goalie.

GOALIE FIT GUIDE

GOALIE LEG PAD

1. Measure the distance from the floor (bare foot) to the middle of the knee cap, straight up, knee slightly bent.
2. Take the height of the goalie.
3. Look at the chart and try size accordingly.
4. Thigh rise sizing are based off goalie's personal preference.



JAMBIÈRE DE GARDIEN

1. Mesurez la distance entre le sol (pied nu) et le milieu du genou, droit, le genou légèrement penché.
2. Prenez le dessus du gardien de but.
3. Regardez le graphique et essayez la taille en conséquence.
4. La taille de la cuisse est basée sur la préférence personnelle du gardien de but.

GOALIE'S HEIGHT (FT)	3'10"	4'0"	4'2"	4'4"	4'8"	4'10"	5'0"	5'2"	5'4"	5'6"	5'7"	5'8"	5'9"	5'10"	5'11"	6'0"	6'1"	6'2"	6'3"	6'4"	6'5"	6'6"	6'7"
GRANDEUR DU GARDIEN (M)	1m17	1m22	1m27	1m32	1m42	1m47	1m52	1m57	1m63	1m68	1m70	1m73	1m75	1m78	1m80	1m83	1m85	1m88	1m91	1m93	1m96	1m98	2m00
FLOOR TO KNEE MEASUREMENT (IN)	13"	13"	13.5"	14"	15"	15.5"	16"	16.5"	17"	17.5"	18"	18.5"	19"	19.5"	20"	20.5"	21"	21.5"	22"	22.5"	23"	23.5"	24"
MESURE DU PLANCHER AU GENOU (CM)	33.0	33.0	34.3	35.6	38.1	39.4	40.6	41.9	43.2	44.5	45.7	47	48.3	49.5	50.8	52.1	53.3	54.6	55.9	57.2	58.4	59.7	61
PAD SIZE / GRANDEUR (IN)	20"	21"	22"	23"	24"	26"	28"	29"	30"	31"	31"	32"	32"	33"	33"	34"	34"	35"	35"	36"	36"	37"	37"
THIGH RISE MEASUREMENT ABOVE THE KNEE CAP (+IN)	0"	9.5"	9.5"	10"	10"	10.5"	10.5"	11"	11"	11.5"	11.5"	11"	11"	11.5"	11.5"	11"	11"	11.5"	11.5"	12"	12"	12.5"	12.5"
MESURE DE LA JAMBIÈRE AU DESSUS DE LA ROTULE (+IN)	+0.5"	10"	10"	10.5"	10.5"	11"	11"	11.5"	11.5"	12"	12"	12.5"	12.5"	13"	13"	13.5"	13.5"	14"	14"	14.5"	14.5"	15"	15"
	+1.0"	10.5"	10.5"	11"	11"	11.5"	11.5"	12"	12"	12.5"	12.5"	13"	13"	13.5"	13.5"	14"	14"	14.5"	14.5"	15"	15"	15.5"	15.5"
	+1.5"	11"	11"	11.5"	11.5"	12"	12"	12.5"	12.5"	13"	13"	13.5"	13.5"	14"	14"	14.5"	14.5"	15"	15"	15.5"	15.5"	16"	16"
	+2.0"	11.5"	11.5"	12"	12"	12.5"	12.5"	13"	13"	13.5"	13.5"	14"	14"	14.5"	14.5"	15"	15"	15.5"	15.5"	16"	16"	16"	16"
	+2.5"	12"	12"	12.5"	12.5"	13"	13"	13.5"	13.5"	14"	14"	14.5"	14.5"	15"	15"	15.5"	15.5"	16"	16"	16"	16"	16"	16"
	+3.0"	12.5"	12.5"	13"	13"	13.5"	13.5"	14"	14"	14.5"	14.5"	15"	15"	15.5"	15.5"	16"	16"	16"	16"	16"	16"	16"	16"
	+3.5"	13"	13"	13.5"	13.5"	14"	14"	14.5"	14.5"	15"	15"	15.5"	15.5"	16"	16"	16"	16"	16"	16"	16"	16"	16"	16"
	+4.0"	13.5"	13.5"	14"	14"	14.5"	14.5"	15"	15"	15.5"	15.5"	16"	16"	16"	16"	16"	16"	16"	16"	16"	16"	16"	16"

GOALIE CATCHER

Measure the distance from the middle finger tip to the bottom of your palm.

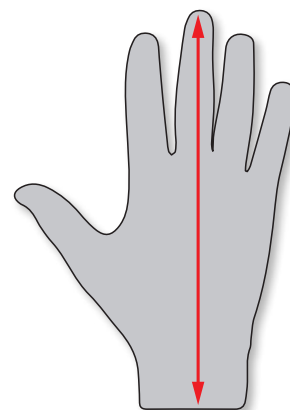
MITAINE DE GARDIEN

Mesurez la distance entre le bout du Majeur et le bas de la paume.

	SENIOR	INTERMEDIATE	JUNIOR	YOUTH
HAND SIZE (IN)	7 - 8.5"	6 - 7"	5.5 - 6.5"	4.5 - 5.5"
MESURE DE LA MAIN (CM)	18 - 21.5	15 - 18	14 - 16.5	11.5 - 14
HAND SIZE (IN)	7.5 - 8"	7 - 7.5"		
MESURE DE LA MAIN (CM)	19 - 20.5	18 - 19		

REG

INT



GOALIE BLOCKER

Measure the distance from the middle finger tip to the bottom of your palm.

BLOQUEUR DE GARDIEN

Mesurez la distance entre le bout du Majeur et le bas de la paume.

	SENIOR	INTERMEDIATE	JUNIOR	YOUTH
HAND SIZE (IN)	7 - 8.5"	6 - 7"	5.5 - 6.5"	4.5 - 5.5"
MESURE DE LA MAIN (CM)	18 - 21.5	15 - 18	14 - 16.5	11.5 - 14
HAND SIZE (IN)	8 - 8.5"	7.5 - 8"	7 - 7.5"	
MESURE DE LA MAIN (CM)	20.5-21.5	19-20.5	18 - 19	

XL

REG

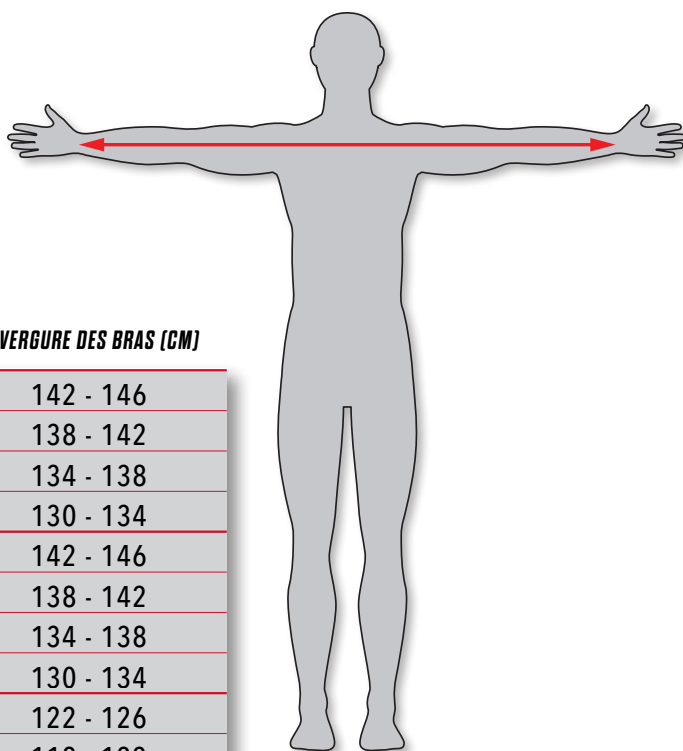
INT

GOALIE ARM & BODY

Measure the distance from wrist to wrist.

PLASTRON DE GARDIEN

Mesurez la distance de poignet à poignet.



		ARM SPAN (IN)	ENVERGURE DES BRAS (CM)
PRO	XLARGE	56 - 57.5"	142 - 146
	LARGE	54.5 - 56"	138 - 142
	MEDIUM	53 - 54.5"	134 - 138
	SMALL	51.5 - 53"	130 - 134
SENIOR	XL	56 - 57.5"	142 - 146
	L	54.5 - 56"	138 - 142
	M	53 - 54.5"	134 - 138
	S	51.5 - 53"	130 - 134
INTERMEDIARE	L	48.5 - 50"	122 - 126
	M	47 - 48.5"	118 - 122
	S	45.5 - 47"	114 - 118
JUNIOR	L/XL	40.5 - 42"	102 - 106
	S/M	39 - 40.5"	98 - 102
YOUTH	OSFA	37.5"	95.25
	L/XL	37.5"	95.25
	S/M	36"	91.44

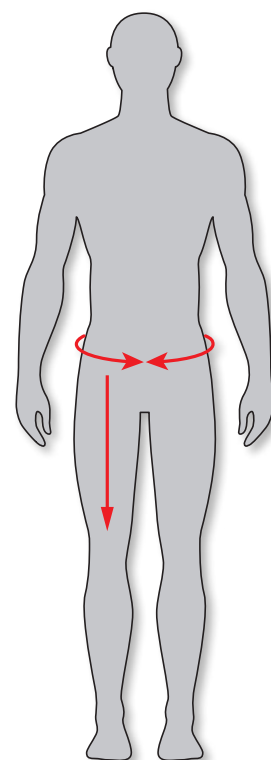
GOALIE PANT

Measure the waist circumference along with the distance from your waist to the knee

PANTALON DE GARDIEN

Mesurez la circonférence de votre taille ainsi que la distance entre votre hanche et votre genou.

	SIZE	WAIST (IN)	TAILLE (CM)	HIP TO KNEE (IN)	HANCHE À GENOU (CM)
SENIOR	XLARGE	38 - 42"	97 - 107	16.5 - 17.5"	42 - 44
	LARGE	34 - 38"	86 - 97	16 - 17"	40 - 43
	MEDIUM	32 - 36"	81 - 92	15.5 - 16.5"	39 - 41
	SMALL	28 - 32"	71 - 81	15 - 16"	38 - 40
INTERMEDIATE	L	29 - 31"	74 - 79	15 - 16"	38 - 40
	M	28 - 30"	71 - 76	14.5 - 15.5"	37 - 39
	S	27 - 29"	69 - 74	14 - 15"	36 - 38
JUNIOR	OSFA	24 - 27"	61 - 69	14 - 15"	36 - 38
	L/XL	23 - 25"	59 - 64	13.5 - 14.5"	35 - 37
	S/M	22 - 24"	56 - 61	13 - 14"	34 - 36
YOUTH	OSFA	20 - 22"	51 - 56	13"	34



AXIS XF GOALIE MASK




INTRODUCING THE AXIS XF, OUR MOST INNOVATIVE AND PERFORMANCE-DRIVEN MASK YET. BENEATH THE SLEEK NEW LOOK IS TECHNOLOGY BUILT NOT ONLY TO PROTECT, BUT TO KEEP YOU PLAYING AT YOUR BEST FROM YOUR FIRST SAVE UNTIL YOUR LAST SAVE.



**FEEL COOLER
PLAY SMARTER**

TECH 001



**NEST
TECH** 

AER-TEC TECHNOLOGY FEATURING NEST TECH

THE MOMENT YOU STEP ON THE ICE, YOU GIVE IT YOUR ALL. WE KNOW GOALIES WORK HARDER THAN ANYONE ON THE ICE, AND WITH THAT YOUR HEAD (& BODY) TEMPERATURE INCREASES QUICKLY AND THAT CAN IMPACT THE GAME-SAVING DETAILS YOU STRIVE TO MASTER. WITH GREATER BREATHABILITY AND AIRFLOW, YOU STAY IN THE ZONE WITH CONSISTENT REACTION TIME, FOCUS AND DECISION-MAKING ALL GAME LONG. AND IN A GAME OF MILLIMETERS, EVERY ADVANTAGE MATTERS.



VENTILATION SYSTEM

TECH 002

AER-TEC VENTILATION SYSTEM

STRATEGIC VENT HOLE SHAPE AND PLACEMENT TO MAXIMIZE AIRFLOW AND COMPLEMENT THE NEST-TECH LINER DESIGN.



TECH 003

EXOSHELL COMPOSITE

STRONG, RESILIENT, AND BUILT TO WITHSTAND THE HIGHEST IMPACTS. WITH A CARBON FIBER DESIGN, AND TACTICAL DEFLECTION POINTS, YOU CAN STEP IN FRONT OF EVERY SHOT WITH CONFIDENCE.



TECH 004

SHOCK DAMPENING SYSTEM

INSERTS ADDED BENEATH THE CAGE TO DISSIPATE IMPACT AND PROVIDE GREATER FORCE ABSORPTION.



WHITE



BLACK



Certified Cat-Eye

D3O[®]
AER-TEC
NEST-TECH

NEW

[GFAXF]
AXIS XF
 GOALIE MASK

SIZING SPECS

SMALL:	20 5/8 - 22 1/2 / 52.5 - 57 CM
MEDIUM:	21 3/4 - 23 5/8 / 55.5 - 60 CM
LARGE:	23 - 24 3/4 / 58.5 - 63 CM

HAT SIZE

SMALL:	6 1/2 - 7 1/8
MEDIUM:	7 - 7 1/2
LARGE:	7 3/8 - 7 7/8

TECHNOLOGIES D3O[®] / AER-TEC VENTILATION SYSTEM / NEST-TECH / EXOSHELL COMPOSITE

SHELL	EXOSHELL COMPOSITE CARBON FIBER WITH AER-TEC VENTILATION SYSTEM	Built for strength and resilience with strategic puck deflection design to protect from high impacts. Optimized vent hole shape and placement for maximum airflow.
LINER	AER-TEC TECHNOLOGY FEATURING NEST-TECH	Designed for an elite level of level of protection with the performance benefits of increased breathability & airflow.
CAGE COMPOSITION	STAINLESS STEEL WITH SHOCK DAMPENING SYSTEM	Maximum visibility with high impact protection and greater force absorption.
CAGE	**STRAIGHT FLAT BAR	Provides maximum visibility. Also available in Non-Certified Cat-Eye* Replacement Cage: Certified Cat-Eye
CHIN CUP	TRIPLE DENSITY FOAM WITH D3O [®]	Impact absorption and comfort.
SWEATBAND	MESH CONSTRUCTION WITH AER-TEC TECHNOLOGY	Maximum comfort and greater breathability.
CERTIFICATIONS	CSA, HECC, CE	
COLORS	WHITE BLACK *BOOKING ONLY	



WHITE



BLACK



Certified Cat-Eye

NEW

[GF9F9]
AXIS F9
 GOALIE MASK

SIZING SPECS

X-SMALL:	20 - 21 5/8 / 51 - 55 CM
SMALL:	20 5/8 - 22 1/2 / 52.5 - 57 CM
MEDIUM:	21 3/4 - 23 5/8 / 55.5 - 60 CM
LARGE:	23 - 24 3/4 / 58.5 - 63 CM

HAT SIZE

X-SMALL:	6 3/8 - 6 7/8
SMALL:	6 1/2 - 7 1/8
MEDIUM:	7 - 7 1/2
LARGE:	7 3/8 - 7 7/8

TECHNOLOGIES D3O[®] / AER-TEC VENTILATION SYSTEM / EXOSHELL FIBERGLASS / I.Q.SHION DRI

SHELL	EXOSHELL FIBERGLASS WITH AER-TEC VENTILATION SYSTEM	Added impact protection in the chin and forehead for additional strength, with strategic puck deflection design. Optimized vent hole shape and placement for maximum airflow.
LINER	AER-TEC TECHNOLOGY FEATURING D3O [®] AND I.Q.SHION DRI	VN liner with I.Q.Shion Dri and D3O [®] for impact protection and comfort, and shaped for added breathability & airflow.
CAGE COMPOSITION	STAINLESS STEEL WITH SHOCK DAMPENING SYSTEM	Maximum visibility with high impact protection and greater force absorption.
CAGE	**STRAIGHT FLAT BAR	Provides maximum visibility. Also available in Non-Certified Cat-Eye* Replacement Cage: Certified Cat-Eye
CHIN CUP	TRIPLE DENSITY FOAM WITH D3O [®]	Impact absorption and comfort.
SWEATBAND	MESH CONSTRUCTION WITH AER-TEC TECHNOLOGY	Maximum comfort and greater breathability.
CERTIFICATIONS	CSA, HECC, CE	
COLORS	WHITE BLACK *BOOKING ONLY	

CCM'S INDUSTRY-LEADING TEAM OF ENGINEERS, PRODUCT MANAGERS AND DESIGNERS ARE FOCUSED ON DEVELOPING HELMETS THAT ARE SAFE. SCIENTISTS INDICATE THAT BRAIN INJURIES AND CONCUSSIONS ARE MAINLY DUE TO LINEAR AND ROTATIONAL ACCELERATIONS OF THE BRAIN BUT SCIENCE HAS YET TO REACH A CONSENSUS ON THE QUESTION. **NO HOCKEY HELMET CAN PREVENT OR ELIMINATE THE RISK OF HEAD INJURY, INCLUDING CONCUSSIONS**



WHITE



BLACK - BOOKING ONLY



WHITE / ROYAL



WHITE / RED



WHITE / BLACK

[GFA1.5]
AXIS A1.5
GOALIE MASK

SIZING SPECS

YT:	19 1/4 - 22 7/8 / 49 - 54 CM
JR:	20 7/8 - 22 7/8 / 53 - 58 CM
SR:	22 - 23 5/8 / 56 - 60 CM



HAT SIZE

YT:	6 1/8 - 6 3/4
JR:	6 5/8 - 7 1/4
SR:	7 - 7 1/2

SHELL	POLYCARBONATE	Shaped for puck deflection in key impact zones.
LINER	MULTI-LAYERED VN FOAM	Built for protection and comfort.
CAGE COMPOSITION	CARBON STEEL	Impact protection.
CAGE	**STRAIGHT ROUND BAR	Provides maximum visibility. <small>Replacement Cage: SR & JR only - Certified Cat-Eye</small>
CHIN CUP	ADJUSTABLE FOAM CHIN CUP	Designed for comfort.
SWEATBAND	TERRY CLOTH FABRIC	
CERTIFICATIONS	CSA, HECC, CE	
COLORS	WHITE, BLACK	
GRAPHIC	BOOKING ONLY [GFA1.5DEC] WHITE / BLACK WHITE / ROYAL WHITE / RED	



CCM'S INDUSTRY-LEADING TEAM OF ENGINEERS, PRODUCT MANAGERS AND DESIGNERS ARE FOCUSED ON DEVELOPING HELMETS THAT ARE SAFE. SCIENTISTS INDICATE THAT BRAIN INJURIES AND CONCUSSIONS ARE MAINLY DUE TO LINEAR AND ROTATIONAL ACCELERATIONS OF THE BRAIN BUT SCIENCE HAS YET TO REACH A CONSENSUS ON THE QUESTION. **NO HOCKEY HELMET CAN PREVENT OR ELIMINATE THE RISK OF HEAD INJURY, INCLUDING CONCUSSIONS**



NEW

[GFMSTNCCX] **NON CERTIFIED**
PRO NON-CERTIFIED
CAT-EYE
 GOALIE CAGE

SIZES	SR	S, M, L
S CAGE FITS		
GFAXF - S		
GFAF9 - XS, S		
M CAGE FITS		
GFAXF - M		
GFAF9 - M		
L CAGE FITS		
GFAXF - L		
GFAF9 - L		


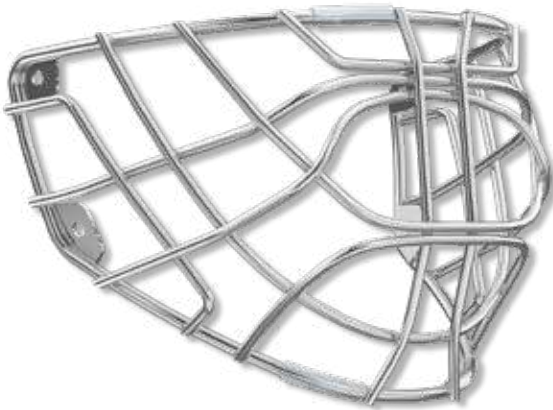
CONSTRUCTION	STAINLESS STEEL WITH BUMPER PAINT PROTECTION
CAGE	NON-CERTIFIED CAT-EYE - USA / EU ONLY
COLORS	WHITE, CHROME

NON-CERTIFIED

[GFMSTLNCCE]
PRO NON-CERTIFIED
CAT-EYE
 GOALIE CAGE

SIZES	SR	S, M/L, XL
S CAGE FITS		
GFAXIS - S		
GFA1.9 - XS, S		
GFA1.5 - JR		
M/L CAGE FITS		
GFAXIS - M, L		
GFA1.9 - M, L		
GFA1.5 - SR		
XL CAGE FITS		
GFAXIS - XL		

CONSTRUCTION	STAINLESS STEEL WITH BUMPER PAINT PROTECTION
CAGE	NON-CERTIFIED CAT-EYE - USA / EU ONLY
COLORS	WHITE, CHROME



NEW

[GFMSTCCX] **CERTIFIED**
PRO CERTIFIED
CAT-EYE
 GOALIE CAGE

SIZES	SR	S, M, L
S CAGE FITS		
GFAXF - S		
GFAF9 - XS, S		
M CAGE FITS		
GFAXF - M		
GFAF9 - M		
L CAGE FITS		
GFAXF - L		
GFAF9 - L		


CONSTRUCTION	STAINLESS STEEL WITH BUMPER PAINT PROTECTION
CAGE	CERTIFIED CAT-EYE
COLORS	WHITE, CHROME

CERTIFIED

[GFMSTLCCCE]
PRO CERTIFIED
CAT-EYE
 GOALIE CAGE

SIZES	SR	S, M/L, XL
S CAGE FITS		
GFAXIS - S		
GFA1.9 - XS, S		
GFA1.5 - JR		
M/L CAGE FITS		
GFAXIS - M, L		
GFA1.9 - M, L		
GFA1.5 - SR		
XL CAGE FITS		
GFAXIS - XL		

CONSTRUCTION	STAINLESS STEEL WITH BUMPER PAINT PROTECTION
CAGE	CERTIFIED CAT-EYE
COLORS	WHITE, CHROME



NEW

FOR USE WITH THE NEW AXIS 2 MASK

ACCESSORY KIT BEIGE - [ACMKITBGEX]
BLACK - [ACMKITBLKX]

SNAP, STRAPS & ELASTIC BAND

ADJUSTABLE GOALIE MASK SNAP WITH ELASTIC BAND FOR CCM AXIS XF AND AXIS F9.



NEW

FOR USE WITH THE NEW AXIS 2 MASK

[ACSWBANDX]

GOALIE SWEATBAND

SIZES OSFA

PACKS 2 UNITS/KIT

FAST-DRYING MESH CONSTRUCTION AND BREATHABLE DESIGN, FITS ALL CCM GOALIE MASK MODELS.



SNAP & ELASTIC BAND

ADJUSTABLE GOALIE MASK SNAP WITH ELASTIC BAND FOR ALL CCM AXIS (2020) AND GFL MASKS.

STRAPS

ADJUSTABLE GOALIE MASK STRAP FOR ALL CCM AXIS (2020) AND GFL MASKS.



ACCESSORY KIT

BEIGE - [ACMKITBGE]
BLACK - [ACMKITBLK]

INCLUDES STRAPS AND SNAPS FOR GOALIE MASK



[ACSWBAND]

GOALIE SWEATBAND

SIZES THICK - OSFA

PACKS 2 UNITS/KIT

FAST-DRYING MESH CONSTRUCTION GOALIE MASK SWEATBANDS FOR ALL CCM GOALIE MASK MODELS.



[ACCHINCUP]

CHIN CUP

SIZES SR OSFA

ADJUSTABLE CHIN CUP FOR ALL CCM GOALIE MASK MODELS.



[TGCCM]

GOALIE LEXAN THROAT GUARD

SIZES SR OSFA

PRO DESIGN LEXAN THROAT GUARD IMPROVES FREEDOM OF MOVEMENT. CLEAR MATERIAL WITH ANTI-FOG PROMOTES GREATER VISIBILITY.

EFLEX 6 GOALIE SKATES



OWN THE CREASE AND DISRUPT SCORING CHANCES WITH THE NEW EFLEX 6 GOALIE SKATE. STARRING CCM'S EXCLUSIVE ONE-PIECE BOOT TECHNOLOGY, THESE SKATES WILL HAVE YOU MOVING IN ALL DIRECTIONS WITH THE AGILITY AND CONTROL YOU NEED TO KEEP PUCKS IN FRONT OF YOU. THE ADPT MEMORY FOAM TONGUE 2.0, COUPLED WITH THE ASYMMETRICAL BOOT COLLAR AND EQUIPPED WITH 10F27 STEP STEEL PROFILE, ALLOWS YOU TO BE COMFORTABLE AND NIMBLE ON YOUR FEET IN ORDER TO REACT IN ANY DIRECTION FOR A GAME-CHANGING SAVES.

TECH 001

ONE-PIECE BOOT

THE ONE-PIECE BOOT IS ALL ABOUT PURE PERFORMANCE. WITH THIS TECHNOLOGY, GOALIES GET MORE DIRECT ENERGY TRANSFER AND A CLOSER FIT FOR FASTER FEET TO MOVE INTO THE CREASE.

TECH 002

ADPT MEMORY FOAM TONGUE 2.0

ULTIMATE COMFORT, MOLDING TO YOUR FOOT IN ANY POSITION, WITH OVER-INJECTED LACE-BITE FOR ADDED PROTECTION.

TECH 003

ASYMMETRICAL FLEX STANCE CONTOUR

A LOWER CUT BOOT COLLAR THAT IS PERFECTLY SHAPED, MOLDED MULTIPLE TIMES IN THE PRODUCTION PROCESS, GIVES YOU A DEEP FLEX AND ENHANCED AGILITY.



NEW

[SKEF6]

EFLEX 6

GOALIE SKATES

HEAT MOLDABLE

SIZES	SR	7 - 11.5	REGULAR	FULL/HALF
		7 - 10	WIDE	FULL/HALF
INT		4 - 6.5	REGULAR	FULL/HALF

NEW

[SKE6.5]

EFLEX 6.5

GOALIE SKATES

HEAT MOLDABLE

SIZES	SR	7 - 11	REGULAR	FULL
	INT	4 - 6	REGULAR	FULL
JR		1 - 3	REGULAR	FULL

QUARTER PACKAGE

ONE PIECE BOOT

All about performance and fit, the One-Piece Boot will have you moving post-to-post with more force, so nothing gets by you.

QUARTER PACKAGE

3D INJECTED BOOT

Ergonomic boot-shaping system for great comfort and new texturized finish for improved durability.

MATERIAL

RFM COMPOSITE WITH LITE CORE

NHL-caliber lightweight composite materials with a reinforced, lightweight core for added durability.

STIFFNESS

130

Lightweight, stiff, and thermoformable core for ultimate skating performance.

STIFFNESS

190

Lightweight, stiff, and thermoformable core for ultimate skating performance.

LINER

HD MICROFIBER

High resistance to wear with added EVA layer delivering major fit and comfort.

LINER

TOTALDRI PRO W/ POLYGIENE

High-performance moisture-wicking material keeps feet dry and skates light, with excellent protection against odor, wear and rubbing.

TONGUE

FELT TONGUE WITH MOLDED LACE-BITE PROTECTION

7mm felt with added foam for comfort and protection.

BOOT COLLAR

ASYMMETRIC FLEX STANCE

Improved ankle mobility enhances forward flexion and enables the quickest movements with the least restriction.

FOOTBED

MOLDED CCM FOOTBED

Ultra-lightweight comfort and superior support, using recycled EVA foam.

TONGUE

ADPT MEMORY FOAM 2.0

Molds and adapts to the shape of your foot, with over injected lace-bite for incredible comfort and protection, designed to optimize forward flexion.

HOLDER

SPEEDBLADE XSG

CCM quick-release holder with bladlock system.

MIDSOLE

LIGHTWEIGHT COMPOSITE MIDSOLE

For superior energy transfer from boot to blade.

RUNNER

CCM XSG 10F27

Provides a long-lasting edge for sustained performance with new 10F27 profile to encourage forward-leaning goalie stance.

FOOTBED

MOLDED DUAL-DENSITY CCM ORTHOLITE

Ultra-lightweight comfort and superior support, using recycled EVA foam.

VAMPING

ICEGRIP VAMPING

Vulcanized rubber zone to accelerate change of direction and enhance boot durability.

HOLDER

SPEEDBLADE XSG

CCM quick-release holder with bladlock system.

RUNNER

STEP STEEL 10F27

Highest quality of steel with increased height, 3mm thickness, and new 10F27 blade profile to encourage forward-leaning goalie stance.

SKEF6 - LAUNCH DATE

SKE6.5 - LAUNCH DATE



STEP[®]

DESIGNED FOR

CCM

STEP BLADES

STEP BLADES ARE MADE WITH PREMIUM GRADE STEEL, HELPING GOALIES BENEFIT FROM A PHENOMENAL GLIDE AND AN OUTSTANDING EDGE QUALITY. STEP BLADES ARE THE MOST TRUSTED IN HOCKEY.

THE COMBINATION OF THE CCM ONE-PIECE BOOT, CCM XSG HOLDER AND STEP BLADES CREATE THE ULTIMATE CONNECTION BETWEEN YOU AND THE ICE. THE 10F27 BLADE PROFILE ENCOURAGES A FORWARD-LEANING STANCE, PUTTING YOU IN THE BEST POSITION TO MAKE ANY SAVE.



3MM WIDTH [RSTEPBG3] - BOOKING ONLY
4MM WIDTH [RSTEPBG4]

STEP BLACKSTEEL XS HOLDER
CARBON POLISHED COATING FINISH
PAIR



[RSTEPBGF3]

FORWARD-LEAN PROFILE

STEP BLACKSTEEL XS HOLDER
CARBON POLISHED COATING FINISH
PAIR



3MM WIDTH [RSTEPG3] - BOOKING ONLY

STEP STEEL XS HOLDER
PAIR

BLADE LENGTH

XSG HOLDER	5	5.5	6	6.5	7	7.5	8	8.5	9	9.5	10	10.5	11	11.5	12	12.5
STEP BLACKSTEEL			250				266				282				298	
STEP STEEL			250				266				282				298	



EFLEX 5 PROLITE STICK

THE NEW EFLEX5 PROLITE IS OUR LIGHTEST GOALIE STICK EVER MADE, MAKING IT THE PERFECT COMPLEMENT FOR YOUR LIGHTNING-QUICK REFLEXES. WITH A FULL SIGMATEX CONSTRUCTION, IT IS BUILT TO HELP YOU MAKE ALL THOSE INCREDIBLE STICK SAVES WITHOUT ANY OF THE UNWANTED VIBRATIONS.

TECH 001

ULTRALIGHT DESIGN WITH SIGMATEX SPREAD TOW

OUR LIGHTEST GOALIE STICK EVER, PERIOD. NOW USING SIGMATEX SPREAD TOW THROUGHOUT THE WHOLE STICK, THE EFLEX 5 PROLITE IS 30G LIGHTER THAN ANYTHING WE HAVE EVER MADE WHILE ACHIEVING IMPRESSIVE DURABILITY PERFORMANCES.

TECH 002

OPTIMIZED VIBRATION DAMPENING CONSTRUCTION

USING AEROGRADE FOAM TO COMPLEMENT A FULL CARBON CONSTRUCTION, THE EFLEX 5 PROLITE OFFERS ENHANCED VIBRATION DAMPENING FOR THE PERFECT BALANCE BETWEEN SHOT PERCEPTION AND COMFORT.

TECH 003

NEW HIGH FLEX PROFILE

COMBINING A STIFFER PADDLE AND A SOFTER SHAFT, THIS NEW FLEX PROFILE HAS BEEN DEVELOPED TO HELP STOP PUCKS ALONG THE BOARDS AND EASILY CLEAR THE ZONE WHEN NEEDED.



OFFERING

BOOKING ONLY
HSE5PLP
P1 - L
SR: 27" / 26" / 25"
INT: 24"
COLORS
BLACK / PURPLE

HSE5PLC
P4 - L/R
SR: 27" / 26" / 25"
INT: 24"
COLORS
WHITE / GREY

[HSE5PLP] [HSE5PLC]
EFLEX5 PROLITE
STICK

SR

INT

NAMEBAR TAG

PADDLE TECHNOLOGY	OPTIMIZED VIBRATION DAMPENING CONSTRUCTION WITH AEROGRADE FOAM	Improved construction offering enhanced vibration dampening from the combination of a full carbon construction with high-performance aerograde dampening foam.
MATERIAL	SIGMATEX SIGMA ST [®] CARBON WEAVE	New goalie stick specific carbon weave that helps reduce the weight drastically, while still offering exceptional durability.
FLEX PROFILE	NEW HIGH FLEX PROFILE	Combining a stiffer paddle and a softer shaft, this new flex profile has been developed to enable easier puck stopping along the board and zone clearances when needed.
SHAFT TECHNOLOGY	ROUNDED SHAPE	The rounded shape delivers greater impact resistance and better comfort.



OFFERING

BOOKING ONLY
HSE59P
P1 - L
SR: 27" / 26" / 25"
INT: 24"
JR: 23" / 21"
COLORS
L
WHITE / RED

HSE59C
P4 - L/R
SR: 27" / 26" / 25"
INT: 24"
JR: 23"
COLORS
L/R
WHITE / BLACK

[HSE59P] [HSE59C]
EFLEX5.9
STICK

SR

INT

JR

NAMEBAR TAG

PADDLE TECHNOLOGY	ZEROFLUX TECHNOLOGY	Lightweight structure built to dampen vibrations for great puck feel and rebound control.
MATERIAL	CARBON MATRIX TECHNOLOGY ON BLADE	A carbon fiber weave that provides overall stiffness and strength for better durability.
FLEX PROFILE	NEW LOW FLEX WITH SOFTER SHAFT	This low flex profile has been improved to match the needs of today's game. Playing the puck will be easier than ever with this lower and softer kick point
SHAFT TECHNOLOGY	ROUNDED SHAPE	The rounded shape delivers greater impact resistance and better comfort.



OFFERING

P4 - L/R
 SR: 27" / 26" / 25"
 INT: 24"
 JR: 23"/21"
 COLORS
 WHITE / BLACK

[HSE55C] **NEW**
EFLEX5.5
 STICK

SR | INT | JR

PADDLE TECHNOLOGY	ZEROFLUX TECHNOLOGY	Lightweight structure built to dampen vibrations for great puck feel and rebound control.
SHAFT TECHNOLOGY	ROUNDED SHAPE	The rounded shape delivers greater impact resistance and better comfort.



HSE55C - LAUNCH DATE

OFFERING

P4 - L/R
 YT: 18" / 20"
 COLORS
 WHITE / BLACK

[HSEFYT] **NEW**
EFLEX YOUTH
 STICK

YT

GEOMETRY	ADAPTED YOUTH SHAFT AND PADDLE	Durable yet lightweight, the shaft and paddle are designed to help smaller hands grip their stick the right way so that they can better hold onto it when making their first saves.
BLADE	ADAPTED YOUTH BLADE	Designed with the next generation of goalies in mind, the adapted blade allows the stick to lie correctly on the ice to ease kids' stability and help them stop more pucks.



HSEFYT - LAUNCH DATE

CUSTOMIZER

PLEASE VISIT FOR MORE INFORMATION: CCMHOCKEY.COM/EN/PRODUCT/GOALIE/CUSTOMIZER
 PLEASE ASK YOUR REP TO BOOK CUSTOM STICKS (BOOKING CUSTOMIZER)

COMPOSITE EFLEX 5 PROLITE

HSE5PLSP




GOALIE CURVE CHART



P1 (142-3)

POSITION HEEL
SIZE MEDIUM
OPENESS VERY OPENED

BENEFITS FOR GOALIES WHO LIKE TO CLEAR THE ZONE IN THE AIR AND/OR OFF THE GLASS



P4 (182-2)

POSITION HEEL
SIZE BIG
OPENESS SLIGHTLY OPENED

BENEFITS DEEP CURVE TO HELP MOVE THE PUCK UP QUICKLY

EFLEX 6 CHEST PROTECTOR

MOVE FASTER AND REACT QUICKER FROM PUCK DROP TO THE FINAL BUZZER. THE EFLEX 6 CHEST PROTECTOR BRINGS YOU ULTIMATE MOBILITY AND PROTECTION, BUT NOW WITH THE PERFORMANCE BENEFIT OF KEEPING YOUR BODY TEMPERATURE MORE REGULATED THAN EVER BEFORE. YOU SWEAT HARD FOR EVERY SAVE YOU MAKE, DON'T LET IT SLOW YOU DOWN - LET IT FUEL YOU.



FEEL COOLER PLAY SMARTER

TECH 001

AER-TEC VENTILATION SYSTEM

BUILT WITH PERFORATED FOAMS AND DURABLE MESH THROUGHOUT TO IMPROVE BREATHABILITY ACROSS ALL AREAS OF THE CHEST PROTECTOR.



TECH 002

D3O²

D3O[®] SMART MATERIAL

STRATEGIC INTEGRATION INTO THE STERNUM AND CLAVICLE FOR THE BEST PROTECTION IN THE MOST VULNERABLE AREAS.

TECH 003



AER-TEC SUSPENSION

INNOVATIVE BACK PLATE DESIGN THAT IS BUILT TO OPEN UP AIR CHANNELS AND INCREASE THE AIR FLOW ALONG YOUR BACK - HELPING TO REGULATE YOUR BODY TEMPERATURE AND ENHANCE YOUR PUCK-STOPPING PROWESS.



NEW
[ABEFX6XP]
EFLEX 6
CHEST PROTECTOR



SIZES SR S, M, L, XL
INT M, L

NEW
[ABE6.9]
EFLEX 6.9
CHEST PROTECTOR



SIZES SR S, M, L, XL
INT S, M, L

NEW
[ABE6.5]
EFLEX 6.5
CHEST PROTECTOR

SIZES JR S/M, L/XL

FIT	MAX FLEX FIT Built for ultimate mobility.	FIT	MAX FLEX FIT Built for ultimate mobility.	FIT	MAX FLEX FIT Built for ultimate mobility.
BACK / SPINE	AER-TEC SUSPENSION SYSTEM - SR ONLY Optimal airflow and breathability for improved performance.	BACK / SPINE	AER-TEC VENTILATION SYSTEM Mobile design with added breathability.	BACK / SPINE	COMFORT FIT AND COVERAGE. Moves with the body for great fit & feel.
AIR FLOW	AER-TEC VENTILATION SYSTEM Perforated foams and abrasion-resistant mesh design for greater breathability.	AIR FLOW	AER-TEC VENTILATION SYSTEM Perforated foams and abrasion-resistant mesh design for greater breathability.	AIR FLOW	N/A
STERNUM & CLAVICLE	MOLDED HD FOAM WITH D30® Maximum impact protection.	STERNUM & CLAVICLE	MOLDED HD FOAM Great impact protection.	STERNUM & CLAVICLE	PE FOAM Impact protection.
SHOULDER WINGS	QUICK-RELEASE VELCRO ADJUSTMENT WITH FLEX MOTION DESIGN Easy customized fit that moves with you.	SHOULDER WINGS	QUICK-RELEASE VELCRO ADJUSTMENT WITH FLEX MOTION DESIGN Easy customized fit that moves with you.	SHOULDER WINGS	QUICK-RELEASE VELCRO ADJUSTMENT WITH FLEX MOTION DESIGN Easy customized fit that moves with you.
ELBOW	INDEPENDENTLY ADJUSTABLE ELBOW WITH COMFORT FIT CAP Personalized fit and great mobility.	ELBOW	INDEPENDENTLY ADJUSTABLE ELBOW PROTECTOR WITH COMFORT FIT CAP Personalized fit and great mobility.	ELBOW	INDEPENDENTLY ADJUSTABLE ELBOW PROTECTOR WITH COMFORT FIT CAP Personalized fit and great mobility.
RIBS	MULTI-SEGMENTED HD/LD VENTILATED FOAM Extended impact protection & coverage with added breathability.	RIBS	MULTI-SEGMENTED HD/LD VENTILATED FOAM Extended impact protection & coverage with added breathability.	RIBS	EXTENDED RIB PROTECTION Added coverage.
CHEST	MULTI-SEGMENTED HD/LD VENTILATED FOAM Optimized protection that you can move around in.	CHEST	MULTI-SEGMENTED HD/LD VENTILATED FOAM Optimized protection you can move around in.	CHEST	MULTI-SEGMENTED PE FOAM Protection that you can move around in.
BICEP/ FOREARM	COMPRESSION-MOLDED HD ZOTE FOAM Superior protection and mobility.	BICEP/ FOREARM	COMPRESSION- MOLDED HD FOAM Superior protection and mobility.	BICEP/ FOREARM	PE FOAM Protection and mobility.
SHOULDER CAP	COMPRESSION-MOLDED HD FOAM Optimized protection.	SHOULDER CAP	COMPRESSION-MOLDED HD FOAM Optimized protection.	SHOULDER CAP	COMPRESSION-MOLDED PE FOAM Optimized protection
SIZING SPEC	SR SMALL: CHEST: 18" ARM: 18" LARGE: CHEST 20" ARM: 20" MEDIUM: CHEST 19" ARM: 19" XLARGE: CHEST 21" ARM: 21"	SIZING SPEC	SR SMALL: CHEST: 18" ARM: 18" LARGE: CHEST 20" ARM: 20" MEDIUM: CHEST 19" ARM: 19" XLARGE: CHEST 21" ARM: 21"	SIZING SPEC	JR S/M: CHEST: 15" ARM: 15" L/XL: CHEST 16" ARM: 16"
	INT MEDIUM: CHEST 17" ARM: 17" LARGE: CHEST 18" ARM: 18"		INT SMALL: CHEST: 16" ARM: 17" LARGE: CHEST 18" ARM: 18" MEDIUM: CHEST 17" ARM: 17"		

SKEF6 - LAUNCH DATE

SKEF6 - LAUNCH DATE

SKEF6 - LAUNCH DATE

AXIS 2 CHEST PROTECTOR



THE ULTIMATE PIECE OF ARMOR BUILT FOR MAXIMUM PROTECTION AND COVERAGE THE AXIS 2 CHEST PROTECTOR GIVES YOU THE ABILITY TO STEP BOLDLY INTO THE LINE OF FIRE, WHILE ALLOWING YOU TO MOVE SWIFTLY TO PROTECT YOUR CREASE FROM EVERY ANGLE.

TECH 001

ADPTFLEX

NEW BELLY DESIGN THAT FLEXES AND EXTENDS FOR CONSTANT COVERAGE WHILE ADAPTING IN ACCORDANCE TO YOUR EVERY MOVE.



TECH 002

D30® SMART MATERIAL

STRATEGIC INTEGRATION INTO THE STERNUM, CHEST AND CLAVICLE FOR THE BEST PROTECTION IN THE MOST VULNERABLE AREAS.

TECH 003

VENT-TECH

BUILT WITH A PERFORATED PADDED CORE COMBINED TO MANAGE MOISTURE AND PROVIDE GREATER FEEL AND COMFORT FROM PUCK DROP TO THE FINAL WHISTLE.



BOOKING COLORS
[ABAXIS2CC]



RED



ROYAL

[ABAXIS2] [ABAXIS2CC] **AXIS 2** CHEST PROTECTOR

SIZES SR

SMALL	MEDIUM	LARGE	X-LARGE
CHEST: 18" ARM: 18"	CHEST: 19" ARM: 19"	CHEST: 20" ARM: 20"	CHEST: 21" ARM: 21"

STERNUM & CLAVICLE	MOLDED D30® FOAM	Maximum impact protection extended into clavicle area.
CHEST	VENT-TECH D30® CORE SHIELD	Ventilated comfort foam combined with the elite protection of D30® foam.
BODY	ADPTFLEX	Reactionary design built to flex and extend for greater protection and mobility.
RIBS	MULTI-SEGMENTED MOLDED FOAM WITH EXTENDED WRAP	Mobile protection and strategic protection from shots straight on as well as post play.
BICEP	MOLDED SQUARE DESIGN WITH HD FOAM	Maximized coverage with superior protection.
FOREARM	MOLDED HD ROUNDED FOREARM	Greater fit and mobility.
ELBOW	INDEPENDENTLY ADJUSTABLE ELBOW PROTECTOR	Fully adjustable fit with enhanced mobility.
LINER	VENT-TECH	Perforated padding for improved moisture management.
SHOULDER CAP	MOLDED HD FOAM WITH SQUARE CONTOUR	Optimized protection
SHOULDER WINGS	FULLY SEGMENTED SQUARE CONTOUR WITH VELCRO ADJUSTMENT	Optimized coverage with customizable fit.



EFLEX 6 - CUSTOM SET

CCM PRO PANTS



WE TOOK THE FIT YOU LOVE AND MADE IT EVEN BETTER. THE CCM PRO PANT FEATURES THE BEST OF BOTH WORLDS – ADDED STRETCH ZONES TO ALLOW YOU TO MOVE FREELY ACROSS THE CREASE AND STRATEGIC PROTECTION FOR SHOTS FROM EVERY ANGLE.

TECH 001

MAX FLEX FIT

YOU'VE MASTERED YOUR FLEXIBILITY, SO HAVE WE. WITH MAX FLEX FIT AND INCREASED STRETCH PANELS, THE EFLEX5 GOAL PANT IS READY TO FLEX, STRETCH AND MOVE AS MUCH AS YOU WANT IT TO.

TECH 002

FIT+ INNER BELT

YOU DIAL IN YOUR GAME; WE'LL DIAL IN YOUR FIT. WITH INCREASED PADDING AND AN ERGONOMIC DESIGN, THE FIT+ INNER BELT ADJUSTS TO SIT EXACTLY HOW YOU WANT IT.

TECH 003

D30® SMART MATERIAL

FEATURED IN THE UPPER THIGH AREAS, YOU'VE GOT OPTIMAL IMPACT PROTECTION SHOT AFTER SHOT AFTER SHOT.



[HPGPRO]
CCM PRO
GOALIE PANT

SIZES SR S, M, L, XL

[HPG1.9]
CCM 1.9
GOALIE PANT

SIZES SR S, M, L, XL
INT S, M, L

[HPG1.5]
CCM 1.5
GOALIE PANT

SIZES JR S, M, L

FIT	MAX FLEX FIT Built for maximum mobility while maintaining coverage. Easy to tuck.		FIT	MAX FLEX FIT Built for maximum mobility while maintaining coverage. Easy to tuck.		FIT	MAX FLEX FIT Built for maximum mobility while maintaining coverage. Easy to tuck.	
LENGTH EXTENSION	HIDDEN ZIPPER WITH 1" LENGTH EXTENDER		LENGTH EXTENSION	SR: N/A INT: HIDDEN ZIPPER WITH 1" LENGTH EXTENDER		LENGTH EXTENSION	HIDDEN ZIPPER WITH 1" LENGTH EXTENDER	
BELT	FIT+ INNER BELT SYSTEM		BELT	FIT+ INNER BELT SYSTEM		BELT	FIT+ INNER BELT SYSTEM	
HIP / GROIN PROTECTION	FLEXMOTION DESIGN WITH SEGMENTED D30® FOAM		HIP / GROIN PROTECTION	FLEXMOTION DESIGN WITH SEGMENTED PE FOAM		HIP / GROIN PROTECTION	FLEXMOTION DESIGN WITH SEGMENTED PE FOAM	
WAIST	CONTOURED FIT WITH MOLDED HD/LD FOAM		WAIST	CONTOURED FIT WITH MOLDED PE FOAM		WAIST	CONTOURED FIT WITH MOLDED PE FOAM	
THIGH PROTECTION	MOLDED HD FOAM WITH LIGHTWEIGHT EPE FOAM		THIGH PROTECTION	MOLDED PLASTIC WITH PE FOAM		THIGH PROTECTION	MOLDED PLASTIC WITH PE FOAM	
SPINE	MOLDED EVA FOAM AND SEGMENTED CONSTRUCTION		SPINE	MOLDED EVA FOAM AND SEGMENTED CONSTRUCTION		SPINE	PE FOAM	
MATERIAL	420D HIGH-ABRASION NYLON WITH STRETCH ZONES		MATERIAL	400D NYLON WITH STRETCH ZONES		MATERIAL	400D NYLON WITH STRETCH ZONES	
SIZING SPEC	SMALL: WAIST: 28" - 32"	MEDIUM: WAIST: 32" - 36"	SIZING SPEC	SR SMALL: WAIST: 28" - 32"	MEDIUM: WAIST: 32" - 36"	SIZING SPEC	SMALL: WAIST: 22" - 24"	MEDIUM: WAIST: 23" - 25"
	LARGE: WAIST: 34" - 38"	XLARGE: WAIST: 38" - 42"		LARGE: WAIST: 34" - 38"	XLARGE: WAIST: 38" - 42"		LARGE: WAIST: 24" - 27"	

INT SMALL:
WAIST:
27" - 29"

MEDIUM:
WAIST:
28" - 30"

LARGE:
WAIST:
29" - 31"

COLORS



BLACK NAVY RED

COLORS



BLACK NAVY

COLORS



BLACK NAVY (JR ONLY)



[BGPROW44] [BGPROW40]
PRO WHEELED GOALIE BAG

SIZES 44" L X 24" H X 24" W
 (VOLUME: 25,344 INCH³)
 40" L X 23" H X 23" W
 (VOLUME: 16,800 INCH³)

MATERIALS	1680D polyester reinforced along the bottom with tarpaulin fabric.	HANDLES	Multiple reinforced exterior handles.
WHEELS	3 all-terrain wheels.	ACCESSORIES	Side interior pocket / Player ID pocket
COMPARTMENTS	U-shape opening.	COLORS	Black



[BGPRO42]
PRO CARRY GOALIE BAG

SIZES 42" L X 23" H X 23" W
 (VOLUME: 16,800 INCH³)

MATERIALS	Heavy duty water-resistant tarpaulin.	ACCESSORIES	Internal zippered mesh accessory pocket. / Player ID pocket
EXTERIOR	Both side panels blank so you can proudly display your team logo.	COLORS	Black
HANDLES	Reinforced webbed side and end carry handles.		



[GJPRO]
GOALIE JOCK PRO

SIZES SR 30" - 38"

FEATURES

- Molded double cup protection
- Soft comfort padding
- Foam protection around the waist
- Adjustable waist



[GJ1.9]
GOALIE JOCK 1.9

SIZES SR 30" - 38"
 INT 26" - 30"
 JR 22" - 26"

FEATURES

- Molded single cup protection
- Soft comfort padding
- Foam protection around the waist
- Adjustable waist



[GJILLPRO]
GOALIE JILL PRO

SIZES WOMEN 28" - 34"
 GIRLS 22" - 26"

FEATURES

- Molded pelvic protection
- Soft comfort padding
- Foam protection around the waist
- Adjustable waist



[TCGPRO]

BNQ SHIRT STYLE THROAT COLLAR

SIZES	SR	L/XL - 34CM - 43CM
	JR	S/M - 26CM - 35CM

FEATURES Mesh shirt made with ballistic nylon for maximum durability and abrasion resistance.
Soft, comfortable neck coverage
Maximum sternum and clavicle protection
CE and BNQ certified



[TCG900]

BNQ THROAT COLLAR

SIZES	SR	M/L/XL - 30CM - 43CM
	JR	S/M - 26CM - 35CM

FEATURES Articulating protection
Soft, comfortable neck coverage
CE and BNQ certified



[KPPROII]

PRO GOALIE KNEE PROTECTOR

SIZES	SR
-------	----

FEATURES Injection molded knee protection
Articulating hinge thigh and knee design
Elastic grip prevents slipping
Fits with KPBELT



[KP1.9]

KP1.9 KNEE PROTECTOR

SIZES	SR
	INT

FEATURES Round PE molded knee protection
Deep knee support
Elastic grip to prevent slipping
Fits with KPBELT



[KP1.5]

KP1.5 KNEE PROTECTOR

SIZES	SR
	JR
	YT

FEATURES Square foam knee protection
Deep knee support
Elastic grip to prevent slipping
Fits with KPBELT



[KPBELT]

GOALIE KNEE PROTECTOR WAISTBAND

SIZES	SR	WAIST: 32" - 42"
	INT	WAIST: 28" - 32"
	JR	WAIST: 22" - 28"

FEATURES 2.5 heavy-duty stretch with adjustable Velcro waistband
Extra durable 1.25" thigh straps with adjustable buckles



[GPEFX6]
EFLEX 6
GOAL PADS



[GPE6.9]
EFLEX 6.9
GOAL PADS



[GPE6.5]
EFLEX 6.5
GOAL PADS



[GPYFX3]
YTFLEX 3
GOAL PADS

KEY FEATURES	DUALITCORE TECHNOLOGY Flexible feel with improved butterfly seal.	KEY FEATURES	DUALITCORE TECHNOLOGY Flexible feel with improved butterfly seal.	KEY FEATURES	QUICK MOTION STRAPPING SYSTEM Flexible feel with improved butterfly seal.	KEY FEATURES	FLEXIBLE CONSTRUCTION Easy to move around in and drop into the butterfly.
	CONTROL REBOUND TECHNOLOGY Keep pucks in tight with more predictable rebounds.		CONTROL KNEE ROLLS Greater rebound predictability and control.		CONTROL KNEE ROLLS Greater rebound predictability and control.		VELCRO STRAPPING Quick and easy fit adjustment.
	DYNAMIC RESPONSE SYSTEM PRO One-piece landing zone for maximum performance and impact absorption.		DYNAMIC RESPONSE SYSTEM Increased stability and cross-crease movements with strategic absorption.		DYNAMIC RESPONSE SYSTEM Great seal and balance with increased comfort when dropping into the butterfly.		PARENT-FRIENDLY DESIGN Indicators on the pads to assist with proper fit.
<p>[GPAXIS2] AXIS 2 GOAL PADS</p>		<p>[GPA2.9] AXIS 2.9 GOAL PADS</p>		<p>[GPA2.5] AXIS 2.5 GOAL PADS</p>			
KEY FEATURES	LITCORE™ TECHNOLOGY Extremely lightweight with a stiff feel throughout.	KEY FEATURES	LITCORE™ TECHNOLOGY Extremely lightweight with a stiff feel throughout.	KEY FEATURES	LITCORE™ TECHNOLOGY Lightweight with a stiffer face.		
	MAX REBOUND + TECHNOLOGY Extremely powerful rebounds.		HD FLAT-FACED DESIGN Provides stability and more powerful rebounds.		QUICK MOTION STRAPPING SYSTEM 2 Easy rotation and greater feel between the leg and the pad.		
	DYNAMIC RESPONSE SYSTEM PRO One-piece landing zone for maximum performance and impact absorption.		DYNAMIC RESPONSE SYSTEM Increased stability and cross-crease movements with strategic absorption.		DYNAMIC RESPONSE SYSTEM Great seal and balance with increased comfort when dropping into the butterfly.		



[GMEFX6]
EFLEX 6
CATCHER



[GME6.9]
EFLEX 6.9
CATCHER



[GME6.5]
EFLEX 6.5
CATCHER



[GPYFX3]
YTFLEX 3
CATCHER

KEY FEATURES	LITCORE 581 WITH D30® New lightweight pro core with maximum protection and built for great closure - inspired by the shape of the 580.	KEY FEATURES	LITCORE 581 New strong and lightweight core built for easier closure, and inspired by the shape of the 580.	KEY FEATURES	LITCORE 581 New lightweight core built for easier closure, and inspired by the shape of the 580.	KEY FEATURES	GAME-READY FEEL Easy to close and catch pucks.
	CROSS-FORM STRAP Responsive fit and feel, with an open wrist design.		CROSS-FORM STRAP Responsive fit and feel, with an open wrist design for optimal glove positioning.		CROSS-FORM STRAP Responsive fit for easier puck-catching and better glove positioning.		DEEP SINGLE-TEE POCKEY Big, open pocket for easy glove saves.
	FORM FIT WITH INDEX AND PINKY LOOPS Built for a responsive and personalized fit.		FORM FIT WITH INDEX AND PINKY LOOPS Built for a responsive and personalized fit.		FORM FIT WITH INDEX AND PINKY LOOPS Easy finger fit system for great feel and better glove closure.		ONE-PIECE CUFF Provides great coverage.
<p>[GMAXIS2] AXIS 2 CATCHER</p>		<p>[GMA2.9] AXIS 2.9 CATCHER</p>		<p>[GMA2.5] AXIS 2.5 CATCHER</p>			
KEY FEATURES	LITCORE™ 591 WITH D30® Lightweight pro core with maximum protection and built for great closure - inspired by the shape of the 590.	KEY FEATURES	LITCORE™ 591 Strong and lightweight core built for easier closure, and inspired by the shape of the 590.	KEY FEATURES	LITCORE™ 591 Lightweight core built for easier closure, and inspired by the shape of the 590.		
	CROSS-FORM STRAP Greater fit and feel, with an open wrist design for optimal glove positioning.		CROSS-FORM STRAP Greater fit and feel, with an open wrist design for optimal glove positioning.		CROSS-FORM STRAP Allows for easier puck-catching and better glove positioning.		
	FORM FIT Heat-activated foam and strapping system built for a responsive and personalized fit.		FORM FIT Heat-activated foam and strapping system built for a responsive and personalized fit.		FORM FIT Easy finger fit system for great feel and better glove closure.		



[GBEFX6]
EFLEX 6
BLOCKER



[GBE6.9]
EFLEX 6.9
BLOCKER



[GBE6.5]
EFLEX 6.5
BLOCKER



[GBYFX3]
YTFLEX 3
BLOCKER

KEY FEATURES	LITCORE Lightweight, balanced Pro core built to direct pucks out.	KEY FEATURES	FLEXMOTION CUFF Lightweight, strong and balanced core built to direct pucks out.	KEY FEATURES	FLEXMOTION CUFF Lightweight, balanced core built to direct pucks out.	KEY FEATURES	MOBILE FINGER PROTECTION Easier to hold onto a goalie stick.
	X-STIFF SIDEWALL WITH D30® INDEX Reinforced stiffness with strategic D30® and straight finger coverage for superior protection, balance, and puck deflection.		STIFF SIDEWALL PROTECTION Rigid construction with straight finger coverage for great balance, protection and puck deflection.		STRAIGHT FINGER PROTECTION Great coverage and easy to grip the stick.		PRE-CURVED DESIGN Greater rebound control.
	FLEXMOTION 2 CUFF Optimal range of motion for puck direction and playmaking.		FLEXMOTION 2 CUFF Optimal range of motion for puck direction and playmaking.		FLEXMOTION 2 CUFF Easy blocker saves and built to help you play the puck.		MOLDED THUMB Added impact protection.
<p>[GBAXIS2] AXIS 2 BLOCKER</p>		<p>[GBA2.9] AXIS 2.9 BLOCKER</p>		<p>[GBA2.5] AXIS 2.5 BLOCKER</p>			
KEY FEATURES	LITCORE™ Lightweight, balanced Pro core built to direct pucks out.	KEY FEATURES	LITCORE™ Lightweight, strong and balanced core built to direct pucks out.	KEY FEATURES	LITCORE™ Lightweight, balanced core built to direct pucks out.		
	X-STIFF SIDEWALL WITH D30® INDEX Reinforced stiffness with strategic D30® and curved finger coverage for superior protection, balance, and puck deflection.		STIFF SIDEWALL PROTECTION Rigid construction with curved finger coverage for great balance, protection and puck deflection.		CURVED FINGER PROTECTION Protects the fingers and easy to grip the stick.		
	FLEXMOTION 2 CUFF Optimal range of motion for puck direction and playmaking.		FLEXMOTION 2 CUFF Optimal range of motion for puck direction and playmaking.		FLEXMOTION 2 CUFF Easy blocker saves and built to help you play the puck.		



[ABEF6]
EFLex 6
ARM & BODY



[ABE6.9]
EFLex 6.9
ARM & BODY



[ABE6.5]
EFLex 6.5
ARM & BODY



[ABYFX3]
YTFlex 3
ARM & BODY

KEY FEATURES	MAX FLEX FIT Built for ultimate mobility and protection.	KEY FEATURES	MAX FLEX FIT Built for ultimate mobility and protection.	KEY FEATURES	MAX FLEX FIT Built for ultimate mobility and protection.	KEY FEATURES	SEGMENTED PROTECTION Flexible and mobile feel.
	AER-TEC SUSPENSION SYSTEM (SR ONLY) Innovative and strategic airflow and breathability system for improved performance.		AER-TEC VENTILATION SYSTEM Breathability-focused design throughout for improved on-ice feel and performance.		COMFORT LINER Padded liner for strategic protection and comfort.		LIGHTWEIGHT DESIGN Easy to move around in.
	D30® IMPACT PROTECTION Enhanced protection in the sternum, clavicle and ribs.		HD PROTECTION ZONES Added impact protection, including in the sternum, bicep and ribs.		TARGETED PROTECTION Mobile design with extended coverage and protection.		EASY ADJUSTMENTS Improved fit throughout.
KEY FEATURES	MOBILE SQUARE DESIGN Maximum protection and coverage with strategic mobility.						
	VENT-TECH Vented comfort core liner with increased moisture management.						
	D30® IMPACT PROTECTION Enhanced protection in the sternum, clavicle and ribs.						



[ABAXIS2]
AXIS 2
ARM & BODY



[HPGPRO]
CCM PRO
PANTS



[HPG1.9]
CCM 1.9
PANTS



[HPG1.5]
CCM 1.5
PANTS



[HPGYF3]
YTFlex 3
PANTS

KEY FEATURES	MAX FLEX FIT WITH MOLDED FOAM Added mobility throughout with optimized protection.	KEY FEATURES	MAX FLEX FIT Added mobility throughout.	KEY FEATURES	MAX FLEX FIT Added mobility throughout.	KEY FEATURES	SEGMENTED DESIGN Added flexibility.
	FIT+ INNER BELT Ergonomic and adjustable fit.		FIT+ INNER BELT Ergonomic and adjustable fit.		FIT+ INNER BELT Ergonomic and adjustable fit.		PROFILED WAIST Improved fit.
	D30® THIGH & GROIN Maximum protection.		MESH STRETCH PANELS Increased range of motion.		1" LENGTH EXTENDER Personalized fit.		STRETCH ZONES Full range of motion.



[GFAXF]
AXIS XF
MASK



[GFAF9]
AXIS F9
MASK



[GFA1.5]
AXIS A1.5
MASK

KEY FEATURES	AER-TEC FEATURING NEST-TECH The ultimate in protection, comfort and fit with the performance benefits of greater airflow throughout.	KEY FEATURES	D30® AND I.Q. SHION DRI LINER Great protection, fit and comfort, and shaped for added airflow.	KEY FEATURES	MULTI-LAYER LINER Good comfort and strategic protection.
	EXOSHELL COMPOSITE Strong carbon fiber shell shaped for ultimate impact deflection and strategic ventilated airflow.		EXOSHELL FIBERGLASS Reinforced fiberglass shell built for strong impact deflection and ventilated airflow.		POLYCARBONATE SHELL Lightweight and contoured for puck deflection.
	STAINLESS STEEL CAGE WITH SHOCK DAMPENING SYSTEM High impact protection with greater force absorption.		STAINLESS STEEL CAGE WITH SHOCK DAMPENING SYSTEM High impact protection with greater force absorption.		ADJUSTABLE CHIN CUP Improved fit and comfort.

5000 PRACTICE SERIES

THE QUICKLITE 5000 PRACTICE SERIES IS THE PERFECT GO-TO JERSEY FOR PLAYERS OF ANY AGE. AVAILABLE IN MANY COLORS, THE SIMPLE DESIGN MAKES IT EASY TO EMBELLISH WITHOUT COMPROMISING COLORFASTNESS AND QUALITY.

- HIGH PERFORMANCE, BREATHABLE FABRIC
- OPTIMAL COLOR FASTNESS & SNAG RESISTANCE



COLOR OPTIONS

[5000]
5000
PRACTICE JERSEY

SIZES SR S, M, L, XL, 2XL, INTG, SRG
JR XS, S/M, L/XL, G

FEATURES
V-neck collar keeps its shape after wash and wear
Consistent fit through all styles
Woven neck tape & size label
Embroidered CCM

FABRIC
100% polyester, 135gsm
QLT knit



01 - WHITE



05 - RED



08 - ROYAL



12 - BLACK



78 - MYSTIC GREY
*GOALIE ONLY



13 - DARK GREEN



20 - SUNFLOWER



[SX8000]

SX8000 GAME SOCK

SIZES SR 30" INT 27" JR 24" *BOOKING ONLY



[GAITERPANT]

GAITERPANT

SIZES INT 24" JR 20" YT 18" *BLACK ONLY

FABRIC 100% Polyester, 200gsm QLT Knit

BODY Polyester knit pant with elastic band under foot

FEATURES Tactical Dry moisture wicking
Two Velcro fasteners keep sock in place
Interlock inserts for increased stretch, comfort and mobility
Interlock ankle holds pads, enhances fit and maintains shape
7 NHL team patterns available
CCM embroidered logo

CONTENT 100% Polyester
COLORS Royal (03), Red (13), Black (14), White (15)

COLOR OPTIONS

BUFFALO



HOME

AWAY

COLOMBUS



HOME

AWAY

DETROIT



HOME

AWAY

LOS ANGELES



HOME

AWAY

NEW JERSEY



HOME

AWAY

PITTSBURGH



HOME

AWAY

TAMPA BAY



HOME

AWAY

FEEL COOLER PLAY SMARTER

7000 PRACTICE SERIES

AER-TEC THERMOREGULATION

ENGINEERED WITH CCM'S INNOVATIVE AER-TEC THERMOREGULATION SYSTEM, THE QUICKLITE 7000 PRACTICE SERIES JERSEY HAS BEEN DESIGNED TO MAXIMIZE THE SCIENTIFICALLY PROVEN BENEFITS OF THERMOREGULATION. PREMIUM FABRICS AND KEY VENTILATION INSERTS KEEP YOU FEELING COOL AND COLLECTED, SO YOU CAN FOCUS ON WHAT REALLY MATTERS. EASY TO EMBELLISH AND COMES IN AN EXTENSIVE NUMBER OF COLORS.

- HIGH PERFORMANCE, BREATHABLE FABRIC
- MESH INSERTS IN KEY HOT SPOTS FOR HIGHER VENTILATION
- ERGONOMIC ARM
- MOISTURE WICKING
- OPTIMAL & COLORFASTNESS
SNAG RESISTANCE



COLOR OPTIONS



01 - WHITE



20 - SUNFLOWER



05 - RED



13 - DARK GREEN



08 - ROYAL



78 - MYSTIC GREY



09 - NAVY



12 - BLACK

NEW

[7000]

7000

PRACTICE JERSEY



TOTALDRI

SIZES SR S, M, L, XL, 2XL, INTG, SRG
JR XS, S/M, L/XL, G

FEATURES

- Next generation stretch collar for added comfort
- AER-TECH
- Consistent fit through all styles
- Woven neck tape & size label
- Embroidered CCM (front and back)

FABRIC

- 100% polyester, 165gsm
- Mid-weight QLT knit



NEW

[SX7000]
SX7000
PRACTICE SOCK

SR 30"
INT 27"
JR 24"
YT 22"

FABRIC 100% polyester, 195gsm
High performance, breathable QLT knit

- FEATURES
- AER-TECH
 - Two Velcro fasteners keep sock in place
 - Interlock inserts for better stretch, comfort and mobility
 - Interlock ankle holds pads, enhances fit and maintains shape
 - CCM embroidered logo

- COLOR OPTIONS
- | | |
|---------------|------------------|
| 01 - WHITE | 11 - KELLY GREEN |
| 04 - ORANGE | 12 - BLACK |
| 05 - RED | 13 - DARK GREEN |
| 08 - ROYAL | 20 - SUNFLOWER |
| 09 - NAVY | 78 - MYSTIC GREY |
| 10 - SKY BLUE | |



[S100P]
S100P
KNIT PRACTICE SOCK

SR 28"
INT 24"
JR 20"
YT 18"

FABRIC 100% polyester

- FEATURES
- Elasticized ankle holds pads and enhances fit
 - CCM woven sizing label

COLOR OPTIONS



01 - WHITE



05 - RED



08 - ROYAL



09 - NAVY



12 - BLACK

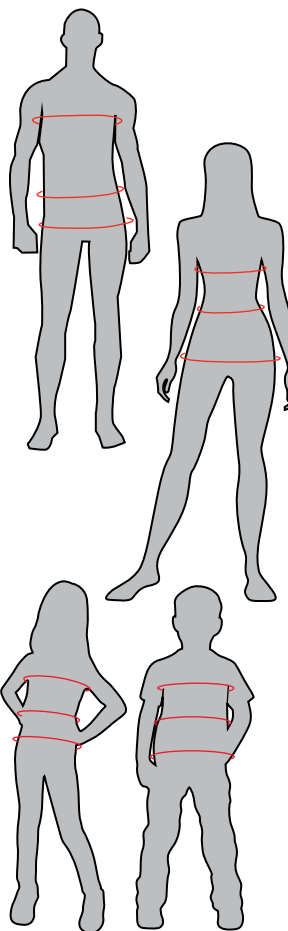


13 - DARK GREEN



20 - SUNFLOWER





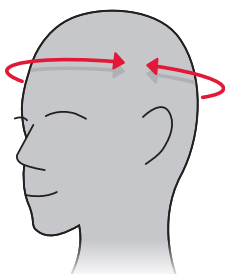
APPAREL - MEN BODY MEASUREMENTS (measurements shown are in inches)							
ALPHA SIZE	XS	S	M	L	XL	2XL	3XL
CHEST CIRCUMFERENCE	33-35	36-38	39-41	42-44	45-48	49-52	53-58
WAIST CIRCUMFERENCE	26-28	29-31	32-34	35-38	39-43	44-48	49-53
HIPS CIRCUMFERENCE	32-34	35-37	38-40	41-44	45-48	48-52	52-56

NUMERIC SIZE	28	30	32	34	36	38	40
WAIST CIRCUMFERENCE	29.5	31.5	33.5	35.5	37.5	39.5	41.5

APPAREL - WOMEN BODY MEASUREMENTS (measurements shown are in inches)					
ALPHA SIZE	XS	S	M	L	XL
CHEST CIRCUMFERENCE	30-32	33-35	36-38	39-41	42-44
WAIST CIRCUMFERENCE	23-25	26-28	29-31	32-34	35-38
HIPS CIRCUMFERENCE	33-35	36-38	39-41	42-44	45-48

APPAREL - YOUTH BODY MEASUREMENTS (measurements shown are in inches)						
AGE GROUP / SIZE	3 - 5 / 2XS / 110	5 - 7 / XS / 120	7 - 9 / S / 130	9 - 11 / M / 140	11 - 13 / L / 150	13 - 15 / XL / 160
CHEST CIRCUMFERENCE	24-25	25-26	26-27	27-29	29-31	31-34
WAIST CIRCUMFERENCE	22-23	23-24	24-25	25-27	27-28.5	28.5-30
HIPS CIRCUMFERENCE	25-26	26-27	27-28.5	28.5-31	31-32.5	32.5-34

MEASUREMENT FOR ADULT HEADWEAR				
INCHES	CM	HAT SIZE		
		FITTED	FLEX	ADJUSTABLE
20 1/8	51.1	6 3/8	YOUTH	ONE SIZE YT (OSFA)
20 1/2	52	6 1/2		
20 7/8	53	6 5/8		
21 1/4	53.9	6 3/4		
21 5/8	54.9	6 7/8		
22	55.9	7	S/M	ONE SIZE AD (OSFA)
22 3/8	56.8	7 1/8		
22 3/4	57.8	7 1/4		
22 7/8	58.7	7 3/8	L/XL	
23 1/2	59.7	7 1/2		
23 7/8	60.6	7 5/8		
24 1/4	61.6	7 3/4	XL/XXL	
24 5/8	62.5	7 7/8		
25	63.5	8 1/4		



Body sizing: Size specifications are based on body sizing measurements. Use this size chart as a guideline when ordering, allow enough room for ease of movement. Sleeve Length: Measure from the center back of the neck, over the point of shoulder and down the outer side of the arm to the wrist bone. Chest: Measure just under the arms. Waist: Loosely measure the narrowest circumference of the waist. Size charts are for reference only. Fit may vary depending on the construction and materials.

APPAREL FEATURES



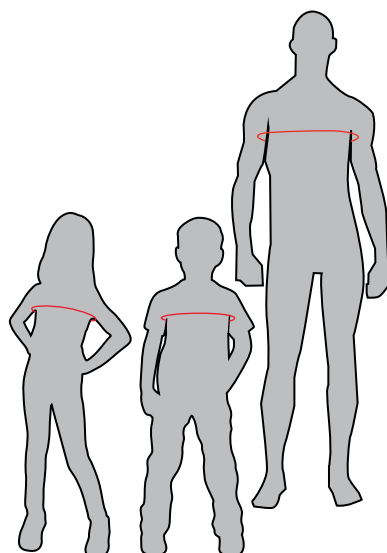
Put sweat in its place Tactical Dry wicks moisture away from your skin, helping you stay drier and comfortable.



Your body is an amazing heat source Tactical Degree traps body heat and sweat escape.



Stay cool and comfortable Tactical Cool uses ventilation, moisture management and fabric construction to help aid the release of heat.



GAMEWEAR - SR BODY MEASUREMENTS (measurements shown are in inches)								
ALPHA SIZE	XX2	XS	S	M	L	XL	2XL	3XL
CHEST CIRCUMFERENCE	31-32	33-35	36-38	39-41	42-44	45-48	49-52	53-58
PLAYER JERSEY SIZE	S	S	S	M	L	XL	2XL	2XL
GOALIE JERSEY SIZE	JR	JR	INT	INT	SR	SR	SR	SR

GAMEWEAR - YOUTH BODY MEASUREMENTS (measurements shown are in inches)						
AGE GROUP / SIZE	3-5 / XXS	5-7 / XS	7-9 / S	9-11 / M	11-13 / L	13-15 / XL
CHEST CIRCUMFERENCE	24-25	25-26	26-27	27-29	29-31	31-34
PLAYER JERSEY SIZE	XS	XS	S/M	S/M	L/XL	L/XL
GOALIE JERSEY SIZE	JR	JR	JR	JR	JR	JR



12
BLACK



T9
TRUE
NAVY



05
RED

[J5314/ YJ5314]

**LIGHTWEIGHT
RINK SUIT JACKET**



SIZES	AD	S - 3XL
	YT	2XS - XL

Features zippered side pockets, venting at back with reflective tape, elasticated hem and cuffs for comfort, CCM embossed gros grain tape on shoulder/sleeves.

BODY /
INSIDE

Tricot mesh lining with zipper for post-embellishment access. Inner drop-in pocket with Velcro closure. Brushed fleece inside collar.

LOGO Strategically positioned embroidered CCM logo provides full front and back embellishment zones.

CONTENT 100% Polyester dobby, 145gsm, Film membrane, breathable 3000g/m2/24hr. Repels water and prevents static cling.

COLORS Black (12), True Navy (T9), Red (05)



12
BLACK



T9
TRUE
NAVY

[PN5315 / YT PN5315]

**LIGHTWEIGHT
RINK SUIT PANT**



SIZES	AD	S - 3XL
	YT	2XS - XL

Features an adjustable waistband with drawcord, zippered pockets, reflective tape at back yoke, auto-lock zipper at hem provides adjustable leg opening, CCM embossed gros grain tape at bottom leg opening.

BODY /
INSIDE

Tricot mesh and taffeta lining, exposed CCM jacquard elastic waistband.

LOGO Strategically positioned embroidered CCM logo.

CONTENT 100% Polyester dobby, 145gsm, Film membrane, breathable 3000g/m2/24hr. Repels water and prevents static cling.

COLORS Black (12), True Navy (T9)



12
BLACK



T9
NAVY



05
RED

[JHD3TA]

**HD SUIT
JACKET**



SIZES	AD	XS - 2XL
	YT	120 - 160CL

3M Thinsulate Insulation. Elastic waist with bungee cord. Side pockets with reflective tape. YKK zippers on side pockets and closing zipper. Inside pocket and opening for ventilation in the back.

BODY /
INSIDE

LOGO Flat embroidery

CONTENT 3M Thinsulate 60g-140g.

COLORS Black (12), True Navy (T9), Red (05)



12
BLACK



T9
NAVY

[PHD3TA]

**HD SUIT
PANT**



SIZES	AD	XS - 2XL
	YT	120 - 160CL

Tactical DEGREE. Adjustable waistband with drawcord. YKK zipper.

BODY /
INSIDE

LOGO Flat embroidery

CONTENT Fellex 80g.

COLORS Black (12), True Navy (T9)



12
BLACK

[J5320 / YT J5320]
WINTER JACKET



SIZES	AD	S - 3XL
	YT	2XS - XL

Seam to Seam post-embellishment zipper, zippered pockets, thick rib knit cuffs, reflective tape at back yoke, adjustable hem with bungee and cordlock, adjustable sleeve opening with velcro, detachable hood with zipper (SR only), CCM embossed gros grain tape on shoulder/sleeves.

BODY/
INSIDE

200gsm insulation (body/hood), 100gsm insulation (sleeves), microfleece inside collar, post-embellishment zipper, inner drop-in pocket with Velcro closure.

LOGO Strategically positioned embroidered CCM logo provides full front and back embellishment zones.

CONTENT 100% Polyester twill with grey film membrane, breathable 5000g/m2/24h, 136gsm

COLORS Black (12)



12
BLACK



T9
TRUE
NAVY

[J5321 / YT J5321]
QUILTED JACKET



SIZES	AD	S - 3XL
-------	----	---------

Features zippered side pockets, collar and sleeves in stretch tech fleece, elasticated cuffs, drop tail.

BODY/
INSIDE

100gsm insulation (body)

LOGO Strategically positioned embroidered CCM logo provides full front and back embellishment zones.

CONTENT Body: 100% Recycled polyester taffeta ultrasonic bonding, 160gsm polyfill, 190gsm, 3000mm WR
Sleeve: 90poly/10spandex recycled tech fleece, moisture wicking, 255gsm

COLORS Black (12), True Navy (T9)

LOCKER ROOM FLEECE



T9
TRUE
NAVY



12
BLACK



05
RED

[FQZ2TA] **NEW**
LOCKER ROOM
1/4 ZIP

SIZES	AD	XS - 2XL
	YT	XS - XL

BODY/
INSIDE

All new premium 1/4 zip tech fleece combines a breathable soft feel with a modern design built to travel on and off the bus to the rink and gym.

LOGO CCM embroidery on top right shoulder provides team embellishment area

CONTENT 84% polyester/12% Rayon/4% spandex 300GSM

COLORS Black (12), True Navy (T9), Red (05)



12
BLACK



05
RED



T9
TRUE
NAVY

[FFZ2TA]
PREMIUM TECH FLEECE
FULL ZIP HOODIE

SIZES	AD	XS - 2XL
	YT	XS - XL

BODY/
INSIDE


Premium full zip tech fleece combines a lightweight insulator with a premium look and construction combines a breathable soft feel with a modern design built to travel on and off the bus to the rink and gym featuring zippered pockets and brushed jersey lined hood.

LOGO CCM embroidery.

CONTENT 84% polyester/12% Rayon/4% spandex 300GSM

COLORS Black (12), True Navy (T9), Red (05)

12
BLACK



[FCR2TA]
**LOCKER ROOM
SWEATER**

BODY/
INSIDE

All new premium tech fleece crew combines a breathable soft feel with a modern design built to travel on and off the bus to the rink and gym.

SIZES	AD	XS - 2XL
	YT	XS - XL

LOGO CCM screen print

SHELL 84% polyester/12% Rayon/4% spandex 300GSM

COLORS Black (12), True Navy (T9), Red (05)

12
BLACK



[PLP2TA]
**PREMIUM TECH FLEECE
TAPERED JOGGER**

BODY/
INSIDE

premium tech fleece tapered jogger com-bines a lightweight insulator with a premium look and construction built to travel on and off the bus to the rink and gym, featuring zippered side pockets with a silicone dipped waistband drawstring

SIZES	AD	XS - 2XL
	YT	XS - XL

LOGO CCM embroidery.

CONTENT 84% polyester/12% Rayon/4% spandex 300GSM

COLORS Black (12), True Navy (T9)

12
BLACK



[FHO2TB]
**TEAM FLEECE
PULLOVER HOODIE**

BODY/
INSIDE

Your new go-to favorite team fleece hoodie for every day. Soft cotton blend with a jersey lined hood featuring cross over front styling and drawcord. Stylized front pockets and fitted rib knit cuffs and bottom hem.

SIZES	AD	XS - 2XL
	YT	XS - XL

LOGO CCM embroidery.

CONTENT Solid Colors 70% cotton / 30% poly
Heather Grey 50% cotton / 50% poly

COLORS Black (12), True Navy (T9), Dark Heather Grey (4B)

12
BLACK



[PFP2TA]
**TEAM FLEECE CUFFED
JOGGER**

BODY/
INSIDE

Made for chillin, these cuffed joggers, fea-ture open side pockets, with an outer self fabric and inner CCM jacquard elastic waist-band with drawcord.

SIZES	AD	XS - 2XL
	YT	XS - XL

LOGO CCM embroidery.

CONTENT Solid Colors 70% cotton / 30% poly
Heather Grey 50% cotton / 50% poly

COLORS Black (12), True Navy (T9)



12
BLACK



T9
TRUE
NAVY



19
CARBON

NEW

[JVT3TA]

**MENS
TRAINING VEST**



FIT	SLIM
SIZES	AD S - 2XL

BODY/
INSIDE

Light, warm, highly versatile insulation performs as a standalone or midlayer resists wind and light weather. Stretch fleece side panels aid ventilation and freedom fit with zippered side pockets.

LOGO CCM embroidery.

CONTENT 100% Ripstop Nylon, 75 GSM, Brushed tricot side panels. Insulation 60 gsm

COLORS Black (12), True Navy (T9), Carbon (19)

12
BLACK



T9
TRUE
NAVY



19
CARBON

NEW

[JWB3TA]

**MENS
WIND TRAINER**

FIT	SLIM
SIZES	AD S - 2XL

BODY/
INSIDE

Superlight, packable, ultra-minimalist training shell to deliver maximum performance for the least possible weight. Pocket reverses to pack entire jackets into the pocket and attach with cantilever when on the go.

LOGO CCM print.

CONTENT 100% Ripstop Nylon, 75 GSM Insulation 60 gsm

COLORS Black (12), True Navy (T9), Carbon (19)

T9
TRUE
NAVY



12
BLACK



4B
DARK
HEATHER
GREY

NEW

[TSS3TA]

*BOOKING ONLY

**SHORT SLEEVE PREMIUM
TRAINING TEE**

FIT	SLIM
SIZES	AD S - 2XL

BODY/
INSIDE

Premium short sleeve crewneck training tee made from a soft knit fabric with engineered mesh ventilation, strategically placed where breathability is needed most.

LOGO CCM print.

CONTENT 100% Nylon, 160GSM, Circular knit

COLORS Black (12), True Navy (T9), Dark Heather Grey (4B)

T9
TRUE
NAVY



12
BLACK



4B
DARK
HEATHER
GREY

NEW

[TLS3TA]

*BOOKING ONLY

**LONG SLEEVE PREMIUM
TRAINING TEE**

FIT	SLIM
SIZES	AD XS - 2XL

BODY/
INSIDE

Premium long sleeve crewneck training tee made from a soft knit fabric with engineered mesh ventilation, strategically placed where breathability is needed most.

LOGO CCM print.

CONTENT 100% Nylon, 160GSM, Circular knit

COLORS Black (12), True Navy (T9), Dark Heather Grey (4B)



12 BLACK



T9 TRUE NAVY



4B DARK HEATHER GREY

NEW

[TLS3TB] *BOOKING ONLY
LONG SLEEVE PREMIUM TRAINING HOODIE

BODY / INSIDE

Premium long sleeve training hoodie made with 99.9% pure metallic silver fiber containing active antimicrobial properties built in to inhibit the growth of bacteria which keeps the shirt smelling fresher for longer.

FIT SLIM
SIZES AD S - 2XL

LOGO CCM print.

CONTENT 93% Polyester / 5% Spandex / 2% Silver (x-static), 160GSM

COLORS Black (12), True Navy (T9), Dark Heather Grey (4B)

TEAM APPAREL AND HEADWARE



12 BLACK



05 RED



T9 TRUE NAVY



4B DARK HEATHER GREY

NEW

[PSS3TA]
FITTED POLO

BODY / INSIDE

The fitted polo, made by permanently bonding 99.9% pure metallic silver to the surface of a fiber containing active antimicrobial properties built in to inhibit the growth of bacteria which keeps the shirt smelling fresher for longer.

SIZES AD XS - 2XL

LOGO CCM print.

CONTENT 93% Polyester / 5% Spandex / 2% Silver (x-static), 160GSM

COLORS Black (12), True Navy (T9) Red (05), Dark Heather Grey (4B)



12 BLACK



05 RED



T9 TRUE NAVY



U6 ATHLETIC GREY

[TSS2TA]
TEAM PREMIUM ESSENTIAL TEE

BODY / INSIDE

Where style and comfort collide. The essential team tee is blends lightweight and soft for that perfect everyday comfortable fit.

SIZES AD S - 2XL
YT XS - XL

LOGO Printed CCM logo

CONTENT 50% polyester / 25% cotton / 25% rayon

COLORS Black (12), True Navy (T9), Red (05), Athletic Grey (U6)



12 BLACK



T9 TRUE NAVY



19 CHARCOAL

NEW

[SWV3TA]
2 IN 1 SHORT

BODY / INSIDE

Ventilated with moisture-wicking technology with zippered side pockets. Premium exposed CCM jacquard elastic at the back with an adjustable waistband with drawcord and zippered side pockets. Inseam length: 7" Legging, 6" Short.



SIZES AD S - 2XL

LOGO CCM rubber print logo.

CONTENT Outer short: 100% polyester woven fabric Inner short: 86% polyester / 14% Spandex with moisture wicking, 200gsm

COLORS Black (12), True Navy (T9), Charcoal (19)



[S6143]
TRAINING SHORT



SIZES AD XS - 2XL
JR XS - XL

BODY New fabric and cut with better fit and feel. Drawstring in the waist to adjust sizing.

LOGO CCM Embroidery.

CONTENT 94% Polyester 6%Spandex

COLORS Black (12), True Navy (T9)



[ONEPIECE]
ONE PIECE UNDERWEAR



SIZES AD S - 2XL
JR XS - 2XL

BODY/INSIDE One-piece integrated design, straight set in sleeves, center front zipper, round neck

LOGO CCM Screen print

CONTENT 100% Polyester

COLORS Black (12)



[KDR2TA]
DRYLAND KIT



SIZES AD XS - 2XL
YT XS - XL

BODY Training tee and Training shorts with new updated fit to get the best out of the training with new fabrics and cuts and Moisture wicking keeping you dry during training.

New thin training socks with CCM logo on the top.

LOGO Small screen print on the chest on t-shirt and embroidery on left leg on short.

CONTENT

T-shirt: 86% polyester 14% spandex jersey
Shorts: 92% polyester 8% spandex jersey
Socks: 65% cotton 20% nylon 12% polyester 3% spandex.

Bag: 100% polyester

BAG Gym bag with header card to write name and number.

COLORS Black (12), True Navy (T9), Red (05)



12
BLACK



05
RED



T9
TRUE
NAVY



19
CARBON

NEW

[HFB3TA]

**TEAM FLATBRIM
SNAPBACK CAP**

SIZES	AD	OSFA
	YT	OSFA

BODY Clean design with embroidered CCM logo on the side.

CONTENT 100% Recycled polyester

OTHER MOQ 6 units (same sizes / color)

COLORS Black (12), Red (05), True Navy (T9), Carbon(19)

LOGO CCM embroidery.



12
BLACK



05
RED



T9
TRUE
NAVY



19
CARBON

NEW

[HFX3TA]

**TEAM TRAINING
FLEX CAP**

SIZES	AD	S/M, L/XL
	YT	OSFA

BODY Lightweight structured flex silhouette.

CONTENT 98% Organic cotton / 2% Spandex

OTHER MOQ 6 units (same sizes / color)

COLORS Black (12), Red (05), True Navy (T9), Carbon(19)

LOGO CCM embroidery.



12
BLACK

NEW

[HPM3TB]

**TEAM
POM KNIT**

SIZES	AD	OSFA
	YT	OSFA

BODY Cuffed knit with shaker rib, embroidered logo and topped with a chunky pom.

CONTENT 100% Acrylic

OTHER MOQ 6 units (same sizes / color)

COLORS Black (12)

LOGO CCM embroidery.



12
BLACK

NEW

[HCB3TA]

**TEAM
CUFFED BEANIE**

SIZES	AD	OSFA
	YT	OSFA

BODY Cuffed beanie with shaker rib, CCM logo on woven label.

CONTENT 100% Acrylic

OTHER MOQ 6 units (same sizes / color)

COLORS Black (12)

LOGO CCM woven label.

WOMEN'S TEAM APPAREL



T9
TRUE
NAVY



12
BLACK

[FHO2TC]
**PREMIUM WOMEN'S
TECH FLEECE HOODIE**

SIZES WM XS - XL

BODY/
INSIDE

All new premium tech fleece pullover hoodie combines a breathable soft feel with a modern design built to travel on and off the bus to the rink and gym featuring front pockets and brushed jersey lined hood.

LOGO CCM embroidery on top right shoulder provides team embellishment area.

CONTENT 84% polyester/12% Rayon/4% spandex 300GSM

COLORS Black (12), True Navy (T9)



T9
TRUE
NAVY



12
BLACK

[PFP2TB]
**PREMIUM WOMEN'S
TECH FLEECE JOGGER**

SIZES WM XS - XL

BODY/
INSIDE

All new premium tech fleece jogger combines a breathable soft feel with a modern design built to travel on and off the bus to the rink and gym, featuring zippered side pockets with a silicone dipped waistband drawstring

LOGO CCM embroidery on top right shoulder provides team embellishment area.

CONTENT 84% polyester/12% Rayon/4% spandex 300GSM

COLORS Black (12), True Navy (T9)





12
BLACK



05
RED



T9
TRUE
NAVY

NEW

[TSS3TB]
**WOMEN'S
CREW NECK TEE**

SIZES WM XS - XL

LOGO CCM print.

CONTENT 50% Polyester/25% Cotton/25% Rayon, 152GSM

COLORS Black (12), True Navy (T9), Red (05)

BODY/
INSIDE Your favorite go to tee, with soft lightweight fabric to keep you cool, every day, everywhere.



12
BLACK

[SKN2RA]
**WOMEN'S TRAINING
SHORT**



SIZES WM XS - XL

LOGO CCM 3D silicone print.

CONTENT 100% Polyester tricot 150g

COLORS Black (12)

BODY/
INSIDE Featuring an exposed CCM jacquard elastic waistband with adjustable drawcord and open side pockets, the team training short makes training day the best day.

BRANDED CORE



3M
VINTAGE
BLUE



158
UNBLEACHED



159
SAND



19
CHARCOAL



160
LAVENDER



161
MAJOR
BROWN



12
BLACK

NEW

[TSS3CA]
**CORE SHORT
SLEEVE TEE**

SIZES AD S - 2XL
YT S - XL

LOGO Soft hand screen-printed CCM logo.

CONTENT 95% Cotton / 5% Spandex

COLORS Unbleached (158), Sand (159), Charcoal (19),
Vintage Blue (3M), Major Brown (161),
Lavender (160), Black (12)

BODY/
INSIDE Comfort X Classic. This wardrobe staple short sleeve tee blends cottony soft fabric with a touch of spandex for stretch and shape retention.



3M
VINTAGE
BLUE



158
UNBLEACHED



159
SAND



19
CHARCOAL



160
LAVENDER



161
MAJOR
BROWN



12
BLACK

NEW

[FHO3CA]
**CORE PULLOVER
HOODIE**

SIZES AD S - 2XL
YT S - XL

LOGO CCM embroidery.

CONTENT 80% Cotton / 20% Polyester

COLORS Unbleached (158), Sand (159), Charcoal (19),
Vintage Blue (3M), Major Brown (161),
Lavender (160), Black (12)

BODY/
INSIDE Super soft wash, naturally breathable fabric makes this hoodie your new favorite. Soft ribbing at cuffs and hem with a kangaroo pocket and lined hood.



NEW

[FCR3CA]
CORE FLEECE CREW

BODY/
INSIDE

Super soft wash, naturally breathable fabric makes this crew great for everyday and everywhere. Soft ribbing at cuffs and hem with a kangaroo pocket and lined hood.

SIZES	AD	S - 2XL
	YT	S - XL

LOGO CCM embroidery.

CONTENT 80% Cotton / 20% Polyester

COLORS Unbleached (158), Sand (159), Charcoal (19), Vintage Blue (3M), Major Brown (161), Lavender (160), Black (12)

3M VINTAGE BLUE



NEW

[PFC3CA]
CORE FLEECE CUFFED JOGGER

BODY/
INSIDE

From workout to hang out these naturally breathable joggers make your basics the best. Super soft wash cotton fleece for comfort and style with functional side pockets.

SIZES	AD	S - 2XL
	YT	S - XL

LOGO CCM embroidery.

CONTENT 80% Cotton / 20% Polyester

COLORS Unbleached (158), Sand (159), Charcoal (19), Vintage Blue (3M), Major Brown (161), Black (12)

3M VINTAGE BLUE



NEW

[SFC3CA]
CORE FLEECE SHORT

BODY/
INSIDE

From workout to hang out these naturally breathable 7" shorts make the best basics. Super soft wash cotton fleece for comfort and style.

SIZES	AD	S - 2XL
	YT	S - XL

LOGO CCM embroidery.

CONTENT 80% Cotton / 20% Polyester

COLORS Unbleached (158), Sand (159), Charcoal (19), Vintage Blue (3M), Major Brown (161), Black (12)

WOMEN'S BRANDED CORE

3M VINTAGE BLUE



NEW

[FHO3CB]
WOMEN'S CORE PULLOVER HOODIE

BODY/
INSIDE

Super soft wash, naturally breathable fabric makes this hoodie your new favorite. Soft ribbing at cuffs and hem with a kangaroo pocket and lined hood.

SIZES	WM	XS - XL
-------	----	---------

LOGO CCM embroidery.

CONTENT 80% Cotton / 20% Polyester


COLORS Unbleached (158), Sand (159), Vintage Blue (3M), Lavender (160), Black (12)



NEW
[HSL3CA]
**CORE SLOUCH
ADJUSTABLE**

SIZES	AD	OSFA
	YT	OSFA

BODY	Relaxed slouch fit with self fabric closure with adjustable metal buckle.	CONTENT	100% Cotton
LOGO	CCM Raised Embroidery.	OTHER	MOQ 6 units (same sizes / color)
COLORS	Unbleached (158), Vintage Blue (3M), Lavender (160),		Sand (159), Charcoal (19), Major Brown (161), Black (12)



NEW
[HBW3CA]
**CORE WATCHMAN
BEANIE**

SIZES	AD	OSFA
	YT	OSFA

BODY	The shallow-fit Chunky-Knit Watchman Beanie brings low-profile, dockworker style wherever your cold-weather adventures lead.	CONTENT	50% Merino Wool / 50% Acrylic
LOGO	CCM Embroidered Woven patch.	OTHER	MOQ 6 units (same sizes / color)
COLORS	Unbleached (158), Vintage Blue (3M), Lavender (160),		Sand (159), Charcoal (19), Major Brown (161), Black (12)



[SS3756]
**SHOWER
SANDAL**

SIZES	AD	S (7), M (9), L (11), XL (13)
-------	----	-------------------------------

BODY	Made from lightweight EVA foam in the soles for unparalleled comfort, this quick-dry shower sandal was designed to wear in the locker room.	CONTENT	Upper 100% polyester / Sole VA foam
LOGO	Printed CCM logo.	OTHER	MOQ 6 units (same sizes / color)
COLOR	Black (12)		



COMPRESSION



[TLS2BG]
LONG SLEEVE TOP WITH GEL APPLICATION

SIZES	SR	S - 2XL
	JR	XS - XL

- Anatomical fit
- Breathable Mesh
- Gel Application
- Locker Room Hook
- Writable Name/Number Heat Transfer Label

LOGO Heat transfer.

CONTENT 85% Polyester / 15% Spandex

COLOR Black (12)



[SCJ2BA]
SHORT WITH JOCK/TABS

SIZES	SR	S - 2XL
	JR	XS - XL

- Anatomical fit
- Breathable Mesh
- Locker Room Hook
- Odor Resistant
- Writable Name/Number Heat Transfer Label

LOGO Heat transfer.

CONTENT 85% Polyester / 15% Spandex

COLOR Black (12)



[PCJ2BG]
PANT WITH GEL APPLICATION/JOCK/TABS

SIZES	SR	S - 2XL
	JR	XS - XL

- Anatomical fit
- Breathable Mesh
- Locker Room Hook
- Odor Resistant
- Writable Name/Number Heat Transfer Label

LOGO Heat transfer.

CONTENT 85% Polyester / 15% Spandex

COLOR Black (12)

PERFORMANCE COMPRESSION



NEW
[TLS3BA]
PERFORMANCE LONG SLEEVE TOP

SIZES	SR	S - 2XL
	JR	XS - XL

- Absorb
- Evaporate
- Regulate body heat
- 4-way stretch with strategic venting zones

LOGO Heat transfer.

CONTENT 86% polyester 14% spandex 186g/m2 + 90% polyester 10% spandex mesh 120g/m2, moisture wicking and anti-odor with POLYGIENE®

COLOR Black (12)



NEW

[TSS3BA]

PERFORMANCE SHORT SLEEVE TOP

SIZES	SR	S - 2XL
	JR	XS - XL

Absorb
Evaporate
Regulate body heat
4-way stretch with strategic venting zones

LOGO Heat transfer.

CONTENT 86% polyester 14% spandex 186g/m2 + 90% polyester 10% spandex mesh 120g/m2, moisture wicking and anti-odor with POLYGIENE®

COLOR Black (12)



NEW

[PCM3BM]

PERFORMANCE PANT

SIZES	SR	S - 2XL
	JR	XS - XL

Absorb
Evaporate
Regulate body heat
4-way stretch with strategic venting zones

LOGO Heat transfer.

CONTENT 86% polyester 14% spandex 186g/m2 + 90% polyester 10% spandex mesh 120g/m2, moisture wicking and anti-odor with POLYGIENE®

COLOR Black (12)



NEW

[SCM3BA]

PERFORMANCE SHORT

SIZES	SR	S - 2XL
	JR	XS - XL

Absorb
Evaporate
Regulate body heat
4-way stretch with strategic venting zones

LOGO Heat transfer.

CONTENT 86% polyester 14% spandex 186g/m2 + 90% polyester 10% spandex mesh 120g/m2, moisture wicking and anti-odor with POLYGIENE®

COLOR Black (12)



NON-COMPRESSION

4B
DARK
HEATHER
GREY



NEW

[PNC3BA]

LOOSE FIT PANT

SIZES	SR	S - 2XL
-------	----	---------

Improved fit
Breathable Mesh
Odor Resistant
4-way stretch

LOGO Heat transfer.

CONTENT 95% Polyester / 5% Spandex

COLOR Dark Heather Grey (4B)

AER-TEG



4B
DARK
HEATHER
GREY

[TSS2RA]
**SHORT SLEEVE
LOOSE FIT TEE**



SIZES	AD	S - 2XL
	YT	S - XL

BODY/
INSIDE

Premium technical training tee with breathable mesh inserts and Tactical Dry® technology designed with a raglan sleeve providing more mobility for your hockey resistance training workouts.

LOGO CCM silicone print.

CONTENT 88% Recycled polyester/12% Spandex, 190gsm

COLORS Dark Heather Grey (4B)



4B
DARK GREY
HEATHER

[TLS2RA]
**LONG SLEEVE
LOOSE FIT TEE**



SIZES	AD	S - 2XL
	YT	S - XL

BODY/
INSIDE

The long sleeve version of the Premium technical training tee with breathable mesh inserts and Tactical Dry® technology designed with a raglan sleeve providing more mobility for your hockey resistance training workouts.

LOGO CCM silicone print.

CONTENT 88% Recycled polyester/12% Spandex, 190gsm

COLORS Dark Heather Grey (4B)

PADDED PROTECTION



[TNG2BA]
NECK PROTECTOR TOP

SIZES	SR	S - 2XL
	JR	XS - XL

- BNQ and CE Certified
- Cut Resistant Neck
- Comfortable adjustable neck attachment
- Improved raglan style fit
- Moisture wicking fabric
- Odor Resistant

LOGO Heat transfer.

CONTENT 85% Polyester / 15% Spandex

COLOR Black (12)



[TGP2BA]
**PADDED GOALIE
LONG SLEEVE TOP**

SIZES SR S - 2XL
JR XS - XL

- Breathable Mesh
- Locker Room Hook
- Odor Resistant
- Padded Protection Zones
- Writable Name/Number Heat Transfer

LOGO Heat transfer.

CONTENT Body Content: 85% Polyester / 15% Spandex
Mesh Content: 90% Polyester / 10% Spandex

COLOR Black (12)



LADIES COMPRESSION



[SCL2BA]
**SHORT
WITH JILL/TABS**

SIZES SR XS - XL

- Breathable Mesh
- Locker Room Hook
- Odor Resistant
- Includes Pelvic Protector
- Writable Name/Number Heat Transfer Label

LOGO Heat transfer.

CONTENT 85% Polyester / 15% Spandex

COLOR Black (12)



[PCL2BG]
**PANT
WITH JILL/TABS**

SIZES SR XS - XL

- Breathable Mesh
- Locker Room Hook
- Odor Resistant
- Writable Name/Number Heat Transfer Label

LOGO Heat transfer.

CONTENT 85% Polyester / 15% Spandex

COLOR Black (12)





NEW

[B490W18]

CCM 490 PLAYER
WHEELED BACKPACK

SIZES 18" L X 28" H X 15" W
(VOLUME: 7,956 INCH³)

MATERIALS	Heavy-duty water-resistant pro tarpaulin & 840D ripstop polyester reinforced along the bottom with tarpaulin fabric.	HANDLES	Retractable pull handle.
WHEELS	All-terrain wheels.	ACCESSORIES	Player ID pocket.
COMPARTMENTS	One main compartment with skate pockets at the sides and an accessory pocket at the front.	LOGO	Oversized chrome CCM logo
BACKING	2 padded and reinforced backpack straps with stick holder slot.	COLORS	Black



NEW

[B480W36]

CCM 480 PLAYER ELITE
WHEELED BAG

SIZES 36" L X 20" H X 20" W
(VOLUME: 11,600 INCH³)

MATERIALS	Heavy-duty water-resistant pro tarpaulin & 840D ripstop polyester reinforced along the bottom with tarpaulin fabric.	HANDLES	Wide mesh laundry pocket with zipper.
WHEELS	All-terrain wheels with inner L bracket for additional support.	ACCESSORIES	Accessory pocket inside / Player ID pocket
COMPARTMENTS	One main compartment with additional accessory pocket at end.	LOGO	Oversized chrome CCM logo
BACKING	Retractable pull handle and webbed side handles with non-slip silicone grip.	COLORS	Black



NEW

[B470W32]

CCM 470 PLAYER PREMIUM
WHEELED BAG

SIZES 32" L X 18" H X 18" W
(VOLUME: 8,695 INCH³)

MATERIALS	Combination of 840D & 600D polyester reinforced along the bottom with tarpaulin fabric.	INTERNAL	Wide mesh laundry pocket with zipper.
WHEELS	All-terrain wheels.	ACCESSORIES	Accessory pocket inside / Player ID pocket
COMPARTMENTS	One main compartment with additional accessory pocket at end.	COLORS	Black
HANDLES	Reinforced webbed side and end handles.		



NEW

[B45036]

CCM 450 PLAYER ELITE
CARRY BAG

SIZES 36" L X 20" H X 20" W
(VOLUME: 11,600 INCH³)

MATERIALS	Heavy-duty water-resistant pro tarpaulin construction.	ACCESSORIES	Accessory pocket inside / Player ID pocket
COMPARTMENTS	One main compartment with additional accessory pocket at end.	LOGO	Oversized chrome CCM logo
HANDLES	Reinforced webbed side handles with non-slip silicone grip + end handles.	COLORS	Black
INTERNAL	Wide mesh laundry pocket with zipper.		



NEW

[B44036]

CCM 440 PLAYER PREMIUM
CARRY BAG

SIZES 36" L X 20" H X 20" W
(VOLUME: 11,600 INCH³)

MATERIALS	Combination of 840D & 600D polyester reinforced along the bottom with tarpaulin fabric.	ACCESSORIES	Wide mesh laundry pocket with zipper.
COMPARTMENTS	One main compartment with additional accessory pocket at end.	LOGO	Accessory pocket inside / Player ID pocket
HANDLES	Reinforced webbed side and end handles.	COLORS	Black



NEW

[B420W36] [B420W32]

CCM 420 PLAYER BASIC WHEELED BAG

SIZES 36" L X 20" H X 20" W
(VOLUME: 11,600 INCH³)
32" L X 18" H X 18" W
(VOLUME: 8,695 INCH³)

MATERIALS 600D polyester construction.

LOGO Oversized screen-printed CCM Logo.

WHEELS All-terrain wheels.

COLORS Black

HANDLES 2" webbed handles.



NEW

[B41036] [B41032] [B41024]

CCM 410 PLAYER BASIC WHEELED BAG

SIZES 36" L X 20" H X 20" W
(VOLUME: 11,600 INCH³)
32" L X 18" H X 18" W
(VOLUME: 8,695 INCH³)
24" L X 16" H X 16" W
(VOLUME: 4,860 INCH³)

MATERIALS 600D polyester construction.

LOGO Oversized screen-printed CCM Logo.

HANDLES 2" webbed handles.

COLORS Black



NEW

[BSPORT]

SPORT BAG

SIZES 24" L X 13" H X 12" W
(VOLUME: 3,744 INCH³)

MATERIALS 600D polyester construction.

ACCESSORIES Player ID pocket

COMPARTMENTS One main compartment + oversized end pockets.

COLORS Black

HANDLES Webbed handle with padded Uni-Grip + removable and adjustable shoulder strap.



[BTPRO32]

PRO TEAM BAG

SIZES 32" L X 20" H X 15" W
(VOLUME: 9,600 INCH³)

MATERIALS Pro heavy-duty water-resistant tarpaulin.

ACCESSORIES Internal mesh accessory pocket with zipper / Player ID pocket

EXTERIOR Both side panels blank so you can proudly display your team logo.

COLORS Black/White

HANDLES Reinforced webbed side and end handles.



[BGPROW44] [BGPROW40]

PRO WHEELED GOALIE BAG

SIZES 44" L X 24" H X 24" W
(VOLUME: 25,344 INCH³)
40" L X 23" H X 23" W
(VOLUME: 16,800 INCH³)

MATERIALS 1680D polyester reinforced along the bottom with tarpaulin fabric.

HANDLES Multiple reinforced exterior handles.

WHEELS 3 all-terrain wheels.

ACCESSORIES Side interior pocket / Player ID pocket

COMPARTMENTS U-shape opening.

COLORS Black



[BGPRO42]

PRO CARRY GOALIE BAG

SIZES 42" L X 23" H X 23" W
(VOLUME: 16,800 INCH³)

MATERIALS Heavy duty water-resistant tarpaulin.

ACCESSORIES Internal zippered mesh accessory pocket. / Player ID pocket

EXTERIOR Both side panels blank so you can proudly display your team logo.

COLORS Black

HANDLES Reinforced webbed side and end carry handles.



NEW

[BTMBP18]

TEAM BACKPACK

SIZES 12" W X 19" H X 7.5" D

MATERIALS	600D ripstop polyester construction.	HANDLE	Padded straps and back.
COMPARTMENTS	Spacious main compartment + accessory pockets.	LOGO	Front panel blank so you can proudly display your team logo.
INTERIOR	Padded laptop sleeve.	COLORS	Black



NEW

[BSHOWR]

SHOWER BAG

SIZES 10.75" L X 4.5" H X 5" W

MATERIALS	Pro heavy-duty water-resistant tarpaulin.	COLORS	Black
-----------	---	--------	-------

COMPARTMENTS Mesh pocket inside.



NEW

[BPUCKD]

DELUXE PUCK BAG

SIZES 11" L X 13" H X 9" W

MATERIALS	1680D polyester construction with foam-insulated liner.	HANDLES	Adjustable & removable strap with non-slip foam pad.
-----------	---	---------	--

COMPARTMENTS Holds approximately 60 pucks.



NEW

[BTMSTW]

TEAM WHEELED STICK BAG

SIZES 77" L X 10" H X 15" W

MATERIALS	Heavy-duty water-resistant tarpaulin.	HANDLES	Easy-to-carry strap.
-----------	---------------------------------------	---------	----------------------

WHEELS All-terrain wheels.

COMPARTMENTS Holds 70+ player sticks.



NEW

[BSTICK]

STICK BAG

SIZES 71" L X 14.5" H

MATERIALS	Heavy-duty polyester.	HANDLES	Easy-to-carry strap.
-----------	-----------------------	---------	----------------------

COMPARTMENTS Holds 2 sticks.



[BSKATE]
SKATE BAG

SIZES 15.5" L X 12" H X 8.5" W

MATERIALS	600D polyester construction provides long-term durability
COMPARTMENTS	One large skate pockets
HANDLE	Black/Yellow, Black/Red



[BHELMET]
HELMET BAG

SIZES OSFA 19.5" X 17"

MATERIALS	Tricot bag to keep your helmet in best condition
INTERIOR	Soft tricot interior
HANDLE	Pull string closure to keep your helmet inside



WHITE



CARRY CASE INCLUDED




BLUE

NEW [MG3DGRD]
3D GUARD
CUSTOM MOUTHGUARD



SIZES OSFA (OVER 5')

TECHNOLOGY	CRUMPLE ZONE TECHNOLOGY	Stronger than standard EVA Mouthguard for maximum impact absorption. Perforated design to drink without removing the guard.
THICKNESS	1.6MM ON THE INSIDE - 2.4MM ON THE OUTSIDE TO PUT PROTECTION WHERE NEEDED, AND COMFORT WHERE DESIRED.	
PERFORMANCE	RE-ENGINEERED PERFORATIONS TO STRENGTHEN	
FIT	CUSTOM-FITTED IN UNDER 5 MINUTES WITH THE OPTION TO RE-MOLD FOR THE ULTIMATE FIT. MAY BE USED WITH BRACES (MUST BE FIT BY A DENTIST).	
CERTIFICATION	WHITE, BLUE	



RED

WHITE

NEW [MGAERGRD]
AERO
CUSTOM MOUTHGUARD



NEW SIZES
L (OVER 6')
M (5' - 6')
S (UNDER 5')

TECHNOLOGY	CRUMPLE ZONE TECHNOLOGY	Stronger than standard EVA Mouthguard for maximum impact absorption
THICKNESS	1.6MM - 50% THINNER THAN STANDARD EVA MOUTHGUARD FOR IMPROVED COMFORT	
PERFORMANCE	RE-ENGINEERED PERFORATIONS TO STRENGTHEN	
FIT	CUSTOM-FITTED IN UNDER 2 MINUTES WITH THE OPTION TO RE-MOLD FOR THE ULTIMATE FIT. M AND L MAY BE USED WITH BRACES (MUST BE FIT BY A DENTIST).	
CERTIFICATION	WHITE, RED	



0,9L



0,7L

[ACBOTTLE] 700 ml - WATER BOTTLE
[ACBOTTLE09] 900 ml - WATER BOTTLE W/ TUBE

WATER BOTTLES



[ST3311]
SKATE TOWEL

SPEC	14" x 22"
LOGO	Embossed CCM Logo.
CONTENT	100% cotton
COLOR	HEATHER GREY



[BATHTOWEL]
BATH TOWEL

SPEC	150cm x 70cm
LOGO	jacquard
CONTENT	100% cotton, 450gsm
COLOR	BLACK



[NGPRO]
PRO CUT RESISTANT BIBBED NECK GUARD

SIZES SR
JR

FIT	SOFT MOLDED SHAPE AROUND THE NECK WITH BIB	Incredibly comfortable and flexible.
MATERIAL	CUT-RESISTANT MATERIAL	Must-have cut protection that breathes.
INTERIOR	SOFT LINER	Prevents skin irritation.
ADJUSTABLE	ADJUSTABLE VELCRO STRAP	Customize your best fit.
CERTIFICATION	CE- AND BNO-CERTIFIED PROTECTION	



[ACNGPRO]
CCM PRO NECK GUARD



FIT	SOFT TWO-PIECE CONSTRUCTION	Offers a high level of comfort and freedom of movement.
MATERIAL	DYNEEMA CUT RESISTANT MATERIAL	Helps prevent injuries from cuts while, increasing breathability.
ADJUSTABLE	ADJUSTABLE VELCRO† STRAP WITH ARM LOOP	Provides easy and secure custom fit
CERTIFICATION	CE-APPROVED CERTIFIED PROTECTION	
COLOR	BLACK, WHITE	



[ACNGX30]
CCM X30 NECK GUARD

MATERIAL	BIG FRONT PLATE FOR EXTRA PROTECTION	Offers a high level of comfort and freedom of movement
ADJUSTABLE	SOFT VELCRO† ADJUSTABLE NECKGUARD	Helps prevent injuries from cuts while, increasing breathability
CERTIFICATION	CE-APPROVED CERTIFIED PROTECTION	Prevents from skin irritation
COLOR	BLACK	

[PUCK3P]

PUCK CCM JR 3 PACK

SALES LOT 3 PACK 1 PACK

[PUCKTP]

PUCK CCM TRAINING 3 PACK

SALES LOT 3 PACK 1 PACK

[PUCKLBP]

PUCK CCM LIGHT BLUE 3 PACK

SALES LOT 3 PACK 1 PACK

[PUCK]

PUCK CCM JR

SALES LOT 100/10

[PUCK]

PUCK CCM SR

SALES LOT 100

[PUCKSWE]

PUCKS APPROVED "SWEDEN"

SALES LOT 100

[PUCKLB]

PUCK LIGHT BLUE

SALES LOT 1 PACK 100/10

[PUCKSWESF]

PUCKS APPROVED "SWEDEN" SMUDGEFREE

SALES LOT 1 PACK 100/10

[PUCKSF]

PUCK CCM SMUDGE FREE

SALES LOT 1 PACK 100/10

TAPE CLOTH

	ART. NO	COLORS	SALES LOT
25 MM X 20 M	TAPECLOTHS	BLK (14), WHI (15)	54
24 MM X 50 M	TAPECLOTHL	BLK (14), WHI (15)	48
36 MM X 25 M	TAPECLOTHM	BLK (14), WHI (15)	40



[TAPESHIN]

TAPE SHIN

	COLORS	SALES LOT
25 MM X 20 M	WHI (15), CLEAR (00)	100/10



[TAPECLEAR]

TAPE CLEAR SHIN

	COLORS	SALES LOT
24 MM X 30 M	CLEAR (00)	36



[TAPEFLEX]

FLEX TAPE

	COLORS	SALES LOT
38 MM X 4,5 M	RED (13), BLK (14)	192/32



[TAPEFRIC]

FRICITION TAPE

	COLORS	SALES LOT
19 MM X 18 M	BLACK (14)	108



[TAPETEAM]

TAPE TEAM PACK CLOTH

	COLORS	SALES LOT
24 MM X 25 M	BLK (14), WHI (15)	1 PACK, 72 PCS



[TAPEVALVEP]

TAPE VALUE PACK (04)

	COLORS	SALES LOT
4 PCS	2 CLEAR + 2 WHITE CLOTH	1 PACK





[ACPROLINE]
PROLINE GREEN SIZES 500ML, 215ML

NEUTRALIZER	Neutralizes odor with environmental chemistry technology
DESTROYER	Eliminates odors using harmless bacteria Pro green is used and recommended to
FUNCTION	Eliminate foul odors on all sports equipment



[ACPROLINE]
PROLINE GLOVE SIZES 115ML

NEUTRALIZER	Neutralizes odor with environmental chemistry technology
DESTROYER	Eliminates odors using harmless bacteria Pro green is used and recommended to
FUNCTION	Eliminate foul odors on all sports equipment



[ANTIFO]
PROLINE ANTI-FOG & CLEANER SIZES 120ML

SPECS.	This special revolutionary formula provides a clean, anti-static, high performance anti-fog treatment in an easy to use convenient pump spray. Proclear is ideal for use on visors, ski masks, helmet shields, or any other surface where fog may develop.
--------	--



[ACGOALCCM]
STREET HOCKEY GOAL

SIZES 72" W X 48" H X 30" D
54" W X 44" H X 20" D

CONSTRUCTION	Welded steel tube, rigid construction
LOOPS	Welded metal loops, easy and fast to thread net
PAINT	Powder coating finish resists various weather conditions
NET	Durable mesh net

Easy assembly, no tools required



[ACTUTOICE]
ICE SHOOTER TUTOR

SIZES 72" W X 48" H

CONSTRUCTION	Heavy duty polyester with pvc backing construction
STRAPS	Bungee cords for durability
DESIGN	5-Hole design with 4 mesh pockets

* Actual goal not included



[ACMINICCM]
CCM MINI HOCKEY SET

CONSTRUCTION	Durable construction
SHAPE	Top shelf pro style mini net
NET	Sleeve netting for easy and fast assembly
INCLUDEED	2 mini goals, 2 sticks, 1 ball



PROTECH



[SOCKPT3D]

PRO-TECH COMPRESSION SOCK

SIZES S, M, L, XL

FEATURES CCM PRO-TECH COMPRESSION 4 way stretch ensures a light, high performance and perfect compression sock using high-tech materials. The strategic designed compression in the foot area and throughout the sock provides the perfect fit as the best Skate Sock in the Hockey Industry. Manufactured using the latest 3D KNITTING TECHNOLOGY.

CONTENT 78% Sport Nylon, 12% Rubber, 5% Polyester, 5% Lycra®



PROLINE



[SOCKPL3D]

PROLINE COMPRESSION SOCK

SIZES S, M, L, XL

FEATURES CCM PROLINE COMPRESSION 4 way stretch ensures a light, high performance and perfect compression sock using high-tech materials. The strategic designed compression in the foot area and throughout the sock provides the perfect fit as the best Skate Sock in the Hockey Industry. Manufactured using the latest 3D KNITTING TECHNOLOGY.

CONTENT 70% Sport Nylon, 15% Rubber, 10% Polyester, 5% Lycra®



[SOCKBAMBC]

PROLINE BAMBOO

SIZES S, M, L, XL

BAMBOO RAYON Bamboo is a biodegradable, naturally anti-microbial, anti-fungal and hypoallergenic fiber.

COMPRESSION 2" compression arch support provides foot fatigue relief by promoting circulation.

BOLD Knee or calf length

CONTENT 61% Bamboo Rayon, 25% Rubber, 10% polyester, 2% Nylon, 2 % spandex



[SOCKBASIC]

BASIC SOCK

SIZES 34-38, 39-40, 41-42, 43-44, 45-46

BODY Knee Length

CONTENT 80% Cotton / 20% Polyamide



[ACSTEP]
CCM EASY STEP

SIZES OSFA

MATERIAL	Hard PE material for long-term durability
ADJUSTMENT	Easy length adjustment system for custom fit
FIT	Compatible with all skate blades and holders
LOGO	CCM logo prints
SALES LOT	25 Pairs



[ACPLSOA]
CCM PROLINE SOAKER

SIZES SR COLORS BLACK, RED

MATERIAL	Water resistant Nylon as outer material.
CONSTRUCTION	Terry liner that absorbs excess water durable elastic band to slip-on all skates
LOGO	CCM tab in heel



[ACBCVRCCM]
CCM BLADE COVER

SIZES SR COLORS BLACK

MATERIAL	Cotton
CONSTRUCTION	Terry cloth absorbs water from the blade durable elastic band to slip-on all skates
LOGO	CCM tab in heel




[ACSOAKERSG]
CCM PROLINE SKATEGUARD

SIZES OSFA
COLORS BLACK

MATERIAL	Water resistant Nylon.
CONSTRUCTION	Inner molded eva faom and vci impregnated liner durable elastic band to slip-on all skates
LOGO	CCM tab in heel


[ACGUPSGB]
SKATEGUARD PSG 1 BK

SIZES OSFA
SALES LOT 25 PAIRS



[ACGUPSG]
SKATEGUARD PSG 1 MIX

SIZES OSFA *MIXED COLORS
SALES LOT 25 PAIRS



[ACGUUNI]
SKATEGUARD UNI #1 MIX

SIZES OSFA
SALES LOT 25 PAIRS





[ACLACEWAX]
CCM LACES PROLINE WAXED

SIZES	244-330 cm
COLOR	Yellow (07), Black (14), White (15)
SALES LOT	6



[ACLACEWIDE]
CCM LACES PROLINE WIDE

SIZES	244-330 cm
COLOR	Yellow (07), Black (14), White (15)
SALES LOT	6



[ACLACEWXT]
CCM LACES WAXED TEAM

SIZES	244, 274, 305, 330 cm
COLOR	White (15)
SALES LOT	36-Pack



[ACLWIDT]
CCM LACES WIDE TEAM

SIZES	244, 274, 305, 330 cm
COLOR	White (15)
SALES LOT	36-Pack



[ACPROE]
PRO JOCK STRAP

CCM'S PRO JOCK IS DOUBLE STITCHED AND MADE OF HEAVY DUTY STRETCH MATERIAL.

- SPECS
- Cup with soft liner hard shell. Offers maximum protection & comfort around groin area.
 - 2.5" heavy duty stretch waistband. Provides better support & comfort.
 - Extra durable 1" thigh straps with double stitching.
 - Size: SR



[ACPROCE]
PRO JOCK 3 IN 1

CCM'S PRO JOCK 3 IN 1 IS DOUBLE STITCHED AND MADE OF HEAVY DUTY STRETCH MATERIAL, WITH ROBUST RUBBER HOOKS AND ADJUSTABLE METAL FASTENERS.

- SPECS
- Cup with soft liner hard shell. Offers maximum protection & comfort around groin.
 - 2.5" heavy duty stretch waistband. Provides better support & comfort.
 - Extra durable 1" thigh straps with double stitching.
 - Robust rubber hooks with adjustable metal fasteners.
 - Size: SR



[ACGARTERE]
GARTER BELT

CCM'S GARTER BELT IS MADE OF EXTRA DURABLE THIGH STRAPS WITH DOUBLE STITCHING, ROBUST RUBBER HOOKS, AND ADJUSTABLE METAL FASTENERS.

- SPECS
- Professional quality.
 - 2.5" heavy duty stretch with adjustable Velcro waistband.
 - Robust rubber hooks with adjustable metal fasteners.
 - Size: SR & JR



[ACSUSLOOPE]
SUSPENDERS WITH HOOKS

CCM'S HOCKEY SUSPENDERS ARE MADE OF HEAVY DUTY ADJUSTABLE ELASTIC BANDS, ROBUST RUBBER HOOKS AND THEY OFFER THREE INDEPENDANT LOOPS.

- SPECS
- Professional quality.
 - 1.5" Heavy duty adjustable elastic band.
 - New improved robust rubber hooks.
 - Three independent loops.
 - Size: Sr & Jr



[ACSSTRAPE]
SHIN GUARD STRAPS

CCM'S SHIN STRAPS ARE MADE OF HEAVY DUTY ELASTIC BANDS WITH LONG VELCRO ATTACHMENTS FOR A CUSTOMIZED FIT.

- SPECS
- Professional quality.
 - 1.5" Heavy duty adjustable elastic band.
 - New improved robust rubber hooks.
 - Three independent loops.
 - Size: Sr & Jr



[ACJCE]
3 IN 1 JOCK COMBO

CCM'S 3 IN 1 JOCK COMBO HAS ROBUST RUBBER HOOKS, ADJUSTABLE METAL FASTENERS, AND A HEAVY DUTY STRETCH WAISTBAND FOR DURABILITY AND STABILITY.

- SPECS
- High level performance cup for maximum comfort.
 - 2.5" heavy duty stretch waistband.
 - Extra durable 1" thigh straps with double stitching.
 - Robust rubber hooks with adjustable metal fasteners.
 - Double Velcro pouch for cup stability.
 - Size: SR, JR & YT



[ACJE]
DELUXE SUPPORT WITH CUP

CCM'S DELUXE SUPPORT WITH CUP IS DOUBLE STITCHED AND MADE OF HEAVY DUTY STRETCH MATERIAL. THE CUP POUCH HAS DOUBLE VELCRO FOR ADDED STABILITY.

- SPECS
- High level performance cup for maximum comfort.
 - 2.5" heavy duty stretch waistband.
 - Extra durable 1" thigh straps with double stitching.
 - Double Velcro pouch for cup stability.
 - Size: SR, JR & YT



[ACPELVICE]
WOMEN'S JILL PELVIC PROTECTOR

CCM'S WOMEN'S JILL PELVIC PROTECTOR IS DOUBLE STITCHED & MADE OF HEAVY DUTY STRETCH MATERIAL.

- SPECS
- High level performance pelvic protector.
 - 2.5" knitted elastic waistband.
 - Extra durable 1" thigh straps with double stitching.
 - Size: SR & JR



[ACBITEE]
LACE BITE PROTECTOR

SHAPE ERGONOMIC GEL PAD SHAPE FOR A BETTER FIT AND INCREASED COMFORT.

- SPECS
- Soft polyester sleeve with PU gel pad helps prevent lace bite.
 - Ergonomic gel pad shape for a better fit and increased comfort.



[ACLOOP]
AC LAUNDRY LOOP

SALES LOT * 50 PER PACK





CCM